




Metals Product Guide

 EXPERTISE  COLLABORATION  INTEGRITY



Righton Blackburns is an independent metals and plastics stockholder with more than a century of trusted supply-chain expertise.

Today, we are recognised as a leading supplier to a diverse customer base. Our commitment to quality and service enables us to meet requirements ranging from general engineering to safety-critical applications.

Our reputation is founded on both the efficiency and integrity of our business dealings, as well as our proven ability to innovate and respond to change.

A unique supplier of metals and plastics we operate from nine strategically located Service Centres across the UK, delivering exceptional product quality and outstanding service to customers nationwide.

With our focus on customer service, technical expertise, modern facilities and reliable logistics, we respond efficiently and effectively to every requirement.

In addition, our central facility carries over 10,000 tonnes of material in 200,000 square feet of warehouse space, helping us provide immediate stock availability and remain responsive to the constant fluctuations in demand faced by industry today.

Committed to building long term relationships with our customers we have made significant investment in fabrication and processing facilities, allowing us to supply material closer to final form, creating a real opportunity for a one-stop shop.

As a trusted supply partner, we are committed to the ethical sourcing and delivery of our products and services.

Our long-term focus on responsible, low-impact operations is driving measurable reductions in our carbon footprint, aligning with our broader environmental priorities and supporting the transition to a more responsible, lower-carbon future.


Your trusted supply partner for quality metals and specialist plastics

This product guide is a comprehensive listing of aluminium, stainless steel, copper alloys and services available from your local Righton Blackburns service centre.

Our extensive product range, fabrication and distribution services constantly evolve and include many specialist and bespoke products aimed at general and specialist markets.

If you require any further information, a quotation or technical advice, please contact your local Righton Blackburns or email sales@rblimited.co.uk.

ALUMINIUM	2
STAINLESS STEEL	34
COPPER ALLOYS	76



The logo for Righton Blackburns Metals and Plastics. It features a blue square icon with a white puzzle piece shape on the left. To the right of the icon, the words "RIGHTON" and "BLACKBURNS" are stacked in a bold, white, sans-serif font. Below this, the words "METALS AND PLASTICS" are written in a smaller, white, sans-serif font, separated by thin red horizontal lines.

**RIGHTON
BLACKBURNS**
METALS AND PLASTICS

Aluminium

Aluminium

Product Guide

BAR	4	SIGN CHANNEL	19
SECTIONS	7	SHEET - ALLOYS: 1050, 5083	20
TUBE, SCAFFOLD TUBE	8	SHEET - OTHER ALLOYS, WHITE PAINTED	21
CHANNEL	9	PATTERNED SHEET	22
TEE SECTION	10	SHATE & PLATE	23
EQUAL ANGLE, METRIC ANGLE	10	CUT PLATE	24
UNEQUAL ANGLE	11	TRIPLATE®	26
Z SECTION	11	HONEYCOMB PANELS	26
MOULDINGS - GUTTER SECTIONS	12	ALUMINIUM CIRCLES - QUARTER HARD CIRCLES, SOFT CIRCLES	27
MOULDINGS - COPE	13	COIL	29
MOULDINGS - FLUTED EDGINGS & NOSINGS	14	COIL PROCESSING CAPABILITIES	30
MOULDINGS SECTIONS - DFE, HRM	15	55HX® (Premium Anodising Quality Aluminium)	31
WALLBOARD SECTIONS	16	PRE-ANODISED PRODUCTS	32
MISCELLANEOUS SECTIONS	18	SUBLIMATION	33
HANGING Z SECTION, CARAVAN AWNING	19		

Round Bar

ALLOYS: 6082-T6 I I

2011-T3/T6

2014-T651/T651 I

6026-T9

LEAD FREE

Dia (in)	Weight per metre (Kg)
$\frac{3}{16}$	0.05
6mm	0.08
$\frac{1}{4}$	0.09
$\frac{5}{16}$	0.13
$\frac{3}{8}$	0.19
10mm	0.22
$\frac{7}{16}$	0.26
12mm	0.32
$\frac{1}{2}$	0.34
$\frac{9}{16}$	0.43
$\frac{5}{8}$	0.54
16mm	0.54
$1\frac{1}{16}$	0.65
18mm	0.71
$\frac{3}{4}$	0.77
20mm	0.85
$1\frac{3}{16}$	0.91
$\frac{7}{8}$	1.05
1	1.37
25mm	1.39
$1\frac{1}{8}$	1.69
$1\frac{1}{4}$	1.74
$1\frac{3}{8}$	2.01
30mm	1.92
$1\frac{1}{2}$	2.15
$1\frac{5}{8}$	2.37
$1\frac{3}{4}$	2.60
35mm	2.61
$1\frac{7}{8}$	2.84
$1\frac{1}{2}$	3.09
40mm	3.40
$1\frac{5}{8}$	3.63
42mm	3.75
$1\frac{3}{4}$	4.21
45mm	4.31
$1\frac{7}{8}$	4.83

Dia (in)	Weight per metre (Kg)
50mm	5.32
2	5.49
$2\frac{1}{8}$	6.20
$2\frac{1}{4}$	6.95
$2\frac{3}{8}$	7.75
$2\frac{1}{2}$	8.58
$2\frac{5}{8}$	9.46
$2\frac{3}{4}$	10.4
3	12.4
$3\frac{1}{4}$	14.5
$3\frac{1}{2}$	16.8
$3\frac{3}{4}$	19.3
4	22.0
$4\frac{1}{4}$	24.8
$4\frac{1}{2}$	27.8
$4\frac{3}{4}$	31.0
5	34.3
$5\frac{1}{4}$	37.8
$5\frac{1}{2}$	41.5
$5\frac{3}{4}$	45.4
6	49.4
$6\frac{1}{2}$	58.0
7	67.3
$7\frac{1}{4}$	72.2
$7\frac{1}{2}$	77.2
8	87.9
$8\frac{1}{2}$	99.2
9	111
$9\frac{1}{2}$	124
10	137
12	198
13	232
14	269
15	309
16	352

* Righton Blackburns stock a complete range of aluminium round bar in imperial and metric sizes ranging from $\frac{3}{16}$ " - 16". For your exact requirement, please contact your local service centre.

Size (in)	Weight per metre (Kg)
$\frac{3}{8} \times \frac{1}{8}$	0.08
$\frac{3}{8} \times \frac{1}{4}$	0.16
$\frac{1}{2} \times \frac{1}{16}$	0.06
$\frac{1}{2} \times \frac{1}{8}$	0.11
$\frac{1}{2} \times \frac{3}{16}$	0.16
$\frac{1}{2} \times \frac{1}{4}$	0.22
$\frac{1}{2} \times \frac{3}{8}$	0.33
$\frac{5}{8} \times \frac{1}{8}$	0.14
$\frac{5}{8} \times \frac{3}{16}$	0.20
$\frac{5}{8} \times \frac{1}{4}$	0.27
$\frac{5}{8} \times \frac{3}{8}$	0.41
$\frac{5}{8} \times \frac{1}{2}$	0.55
$\frac{3}{4} \times \frac{1}{16}$	0.08
$\frac{3}{4} \times \frac{1}{8}$	0.16
$\frac{3}{4} \times \frac{3}{16}$	0.25
$\frac{3}{4} \times \frac{1}{4}$	0.33
$\frac{3}{4} \times \frac{3}{8}$	0.49
$\frac{3}{4} \times \frac{1}{2}$	0.66
$\frac{3}{4} \times \frac{5}{8}$	0.82
$\frac{7}{8} \times \frac{1}{8}$	0.19
$1 \times \frac{1}{16}$	0.11
$1 \times \frac{1}{8}$	0.22
$1 \times \frac{3}{16}$	0.33
$1 \times \frac{1}{4}$	0.44
$1 \times \frac{5}{16}$	0.54
$1 \times \frac{3}{8}$	0.66
$1 \times \frac{1}{2}$	0.87
$1 \times \frac{5}{8}$	1.09
$1 \times \frac{3}{4}$	1.31
$1\frac{1}{4} \times \frac{1}{8}$	0.27
$1\frac{1}{4} \times \frac{3}{16}$	0.41
$1\frac{1}{4} \times \frac{1}{4}$	0.55
$1\frac{1}{4} \times \frac{3}{8}$	0.82
$1\frac{1}{4} \times \frac{1}{2}$	1.09
$1\frac{1}{4} \times \frac{5}{8}$	1.37
$1\frac{1}{4} \times \frac{3}{4}$	1.64
$1\frac{1}{4} \times 1$	2.19
$1\frac{1}{2} \times \frac{1}{16}$	0.16
$1\frac{1}{2} \times \frac{1}{8}$	0.33
$1\frac{1}{2} \times \frac{3}{16}$	0.49
$1\frac{1}{2} \times \frac{1}{4}$	0.66
$1\frac{1}{2} \times \frac{3}{8}$	0.98

Size (in)	Weight per metre (Kg)
$1\frac{1}{2} \times \frac{1}{2}$	1.31
$1\frac{1}{2} \times \frac{5}{8}$	1.64
$1\frac{1}{2} \times \frac{3}{4}$	1.97
$1\frac{1}{2} \times 1$	2.62
$1\frac{1}{2} \times 1\frac{1}{4}$	3.28
$1\frac{3}{4} \times \frac{1}{8}$	0.38
$1\frac{3}{4} \times \frac{1}{4}$	0.76
$1\frac{3}{4} \times \frac{3}{8}$	1.15
$1\frac{3}{4} \times \frac{1}{2}$	1.53
$1\frac{3}{4} \times \frac{3}{4}$	2.29
$1\frac{3}{4} \times 1$	3.06
$1\frac{3}{4} \times 1\frac{1}{4}$	3.82
$2 \times \frac{1}{8}$	0.44
$2 \times \frac{3}{16}$	0.66
$2 \times \frac{1}{4}$	0.87
$2 \times \frac{3}{8}$	1.31
$2 \times \frac{1}{2}$	1.75
$2 \times \frac{5}{8}$	2.19
$2 \times \frac{3}{4}$	2.62
2×1	3.50
$2 \times 1\frac{1}{4}$	4.37
$2 \times 1\frac{1}{2}$	5.25
$2\frac{1}{2} \times \frac{1}{8}$	0.55
$2\frac{1}{2} \times \frac{3}{16}$	0.82
$2\frac{1}{2} \times \frac{1}{4}$	1.09
$2\frac{1}{2} \times \frac{3}{8}$	1.64
$2\frac{1}{2} \times \frac{1}{2}$	2.19
$2\frac{1}{2} \times \frac{3}{4}$	3.28
$2\frac{1}{2} \times 1$	4.37
$2\frac{1}{2} \times 1\frac{1}{2}$	6.56
$2\frac{1}{2} \times 2$	8.74
$3 \times \frac{1}{8}$	0.66
$3 \times \frac{3}{16}$	0.98
$3 \times \frac{1}{4}$	1.31
$3 \times \frac{3}{8}$	1.97
$3 \times \frac{1}{2}$	2.62
$3 \times \frac{5}{8}$	3.28
3×1	5.25
3×2	10.50
$3\frac{1}{2} \times \frac{1}{4}$	1.52
$3\frac{1}{2} \times \frac{1}{2}$	3.04
continued on next page...	

Flat Bar

ALLOYS: 6082-T6
6063-T6, 6063A-T6

Flat Bar (continued...)

ALLOYS: 6082-T6
6063-T6, 6063A-T6

Size (in)	Weight per metre (Kg)
4 x $\frac{1}{8}$	0.87
4 x $\frac{3}{16}$	1.30
4 x $\frac{1}{4}$	1.75
4 x $\frac{3}{8}$	2.62
4 x $\frac{1}{2}$	3.50
4 x $\frac{5}{8}$	4.37
4 x $\frac{3}{4}$	5.25
4 x 1	6.99
4 x $1\frac{1}{4}$	8.74

Size (in)	Weight per metre (Kg)
4 x 2	14.00
5 x $\frac{1}{4}$	2.19
5 x $\frac{1}{2}$	4.37
6 x $\frac{1}{8}$	1.31
6 x $\frac{1}{4}$	2.62
6 x $\frac{3}{8}$	3.93
6 x $\frac{1}{2}$	5.25
6 x 1	10.50

Square Bar

ALLOY: 6082-T6

Size (in)	Weight per metre (Kg)
$\frac{1}{4}$	0.11
$\frac{5}{16}$	0.17
$\frac{3}{8}$	0.25
$\frac{1}{2}$	0.44
$\frac{5}{8}$	0.68
$\frac{3}{4}$	0.98
$\frac{7}{8}$	1.34
1	1.75

Size (in)	Weight per metre (Kg)
$1\frac{1}{4}$	2.73
$1\frac{1}{2}$	3.93
$1\frac{3}{4}$	5.35
2	6.99
$2\frac{1}{2}$	10.90
3	15.70
$3\frac{1}{2}$	21.40
4	28.00

Size (in)	Weight per metre (Kg)
½ x ½ x 16 swg	0.20
¾ x ¾ x 16 swg	0.31
¾ x ¾ x 10 swg	0.56
1 x 1 x 16 swg	0.42
1 x 1 x 10 swg	0.78
1¼ x 1¼ x 16 swg	0.53
1¼ x 1¼ x 10 swg	1.00
1½ x 1½ x 16 swg	0.64
1½ x 1½ x 10 swg	1.23

Size (in)	Weight per metre (Kg)
1¾ x 1¼ x 10 swg	1.45
2 x 2 x 16 swg	0.87
2 x 2 x 10 swg	1.68
2 x 2 x ¼ swg	3.06
2½ x 2½ x 10 swg	2.12
3 x 3 x 10 swg	2.57
4 x 4 x 10 swg	3.47
4 x 4 x ¼ swg	6.56

Size (in)	Weight per metre (Kg)
1 x ½ x 16 swg	0.31
1½ x ¾ x 16 swg	0.48
1½ x 1 x 16 swg	0.52
1½ x 1 x 10 swg	1.00
2 x 1 x 10 swg	1.22
2 x 1½ x 10 swg	1.34
3 x 1 x 10 swg	1.67
3 x 1½ x 10 swg	1.90

Size (in)	Weight per metre (Kg)
3 x 1¾ x 10 swg	2.01
3 x 2 x 10 swg	2.11
4 x 1 x 10 swg	2.12
4 x 1¾ x 10 swg	2.45
4 x 2 x 10 swg	2.56
6 x 2 x 10 swg	3.40
6 x 3 x ⅜ swg	10.80

Size (mm)	Weight per metre (Kg)
50 x 50 x 3.0	1.53

Box Section

SQUARE

ALLOYS: 6063-T6, 6082-T6

Box Section

RECTANGULAR

ALLOYS: 6063-T6, 6082-T6

Metric Box Section

ALLOY: 6065

Tube

ALLOYS: 6082-T6
6063-T6, 6063A-T6

Size (in)	Weight per metre (Kg)
3/8 O/D x 16 swg	0.11
1/2 O/D x 18 swg	0.12
1/2 O/D x 16 swg	0.15
1/2 O/D x 10 swg	0.26
5/8 O/D x 18 swg	0.15
5/8 O/D x 16 swg	0.20
5/8 O/D x 10 swg	0.35
3/4 O/D x 18 swg	0.19
3/4 O/D x 16 swg	0.24
3/4 O/D x 10 swg	0.44
7/8 O/D x 18 swg	0.22
7/8 O/D x 16 swg	0.29
7/8 O/D x 10 swg	0.53
1 O/D x 18 swg	0.25
1 O/D x 16 swg	0.33
1 O/D x 10 swg	0.61
1 O/D x 3/16	0.83
1 1/8 O/D x 18 swg	0.28
1 1/8 O/D x 16 swg	0.37
1 1/8 O/D x 10 swg	0.70
1 1/4 O/D x 18 swg	0.32
1 1/4 O/D x 16 swg	0.42
1 1/4 O/D x 12 swg	0.65
1 1/4 O/D x 10 swg	0.79
1 1/4 O/D x 3/16	1.08
1 3/8 O/D x 16 swg	0.46
1 3/8 O/D x 10 swg	0.88
1 1/2 O/D x 18 swg	0.38
1 1/2 O/D x 16 swg	0.50
1 1/2 O/D x 10 swg	0.96
1 1/2 O/D x 3/16	1.35
1 1/2 O/D x 1/4	1.71
1 5/8 O/D x 16 swg	0.55
1 5/8 O/D x 10 swg	1.05
1 5/8 O/D x 3/16	1.48

Size (in)	Weight per metre (Kg)
1 3/4 O/D x 16 swg	0.59
1 3/4 O/D x 10 swg	1.14
1 7/8 O/D x 10 swg	1.23
2 O/D x 16 swg	0.68
2 O/D x 14 swg	0.84
2 O/D x 10 swg	1.32
2 O/D x 3/16	1.86
2 O/D x 1/4	2.39
2 1/4 O/D x 16 swg	0.77
2 1/4 O/D x 10 swg	1.49
2 1/2 O/D x 16 swg	0.86
2 1/2 O/D x 10 swg	1.67
2 1/2 O/D x 3/16	2.38
2 1/2 O/D x 1/4	3.08
2 1/2 O/D x 3/8	4.36
2 3/4 O/D x 10 swg	1.84
3 O/D x 16 swg	1.03
3 O/D x 12 swg	1.65
3 O/D x 10 swg	2.02
3 O/D x 3/16	2.90
3 O/D x 1/4	3.76
3 1/2 O/D x 16 swg	1.21
3 1/2 O/D x 10 swg	2.37
3 1/2 O/D x 1/4	4.46
4 O/D x 16 swg	1.38
4 O/D x 12 swg	2.23
4 O/D x 10 swg	2.72
4 O/D x 1/4	5.15
4 1/2 O/D x 10 swg	3.07
4 1/2 O/D x 1/4	5.83
5 O/D x 10 swg	3.43
5 O/D x 1/4	6.52
5 1/2 O/D x 1/4	7.21
6 O/D x 10 swg	4.13
6 O/D x 1/4	7.90
6 1/2 O/D x 1/4	8.58

Scaffold Tube

20FT LENGTH

Size (in)	Weight per metre (Kg)
1 29/32 O/D x 7 swg	1.53

Size (in)	Weight per metre (Kg)
$\frac{3}{8} \times \frac{3}{8} \times \frac{1}{16}$	0.11
$\frac{1}{2} \times \frac{1}{2} \times \frac{1}{16}$	0.06
$\frac{1}{2} \times \frac{1}{2} \times \frac{1}{8}$	0.27
$\frac{5}{8} \times \frac{5}{8} \times \frac{1}{16}$	0.19
$\frac{5}{8} \times \frac{5}{8} \times \frac{1}{8}$	0.36
$\frac{3}{4} \times \frac{1}{2} \times \frac{1}{8}$	0.44
$\frac{3}{4} \times \frac{3}{4} \times \frac{1}{16}$	0.24
$\frac{3}{4} \times \frac{3}{4} \times \frac{1}{8}$	0.49
$\frac{7}{8} \times \frac{7}{8} \times \frac{1}{8}$	0.52
$1 \times \frac{1}{2} \times \frac{1}{8}$	0.38
$1 \times \frac{3}{4} \times \frac{1}{8}$	0.49
$1 \times 1 \times \frac{1}{16}$	0.31
$1 \times 1 \times \frac{1}{8}$	0.60
$1 \times 1 \times \frac{3}{16}$	0.86
$1\frac{1}{8} \times \frac{3}{4} \times \frac{1}{8}$	0.52
$1\frac{1}{8} \times 1 \times \frac{1}{8}$	0.63
$1\frac{1}{8} \times 1\frac{1}{8} \times \frac{1}{8}$	0.68
$1\frac{1}{4} \times \frac{1}{2} \times \frac{1}{8}$	0.44
$1\frac{1}{4} \times \frac{3}{4} \times \frac{1}{8}$	0.55
$1\frac{1}{4} \times 1 \times \frac{1}{8}$	0.66
$1\frac{1}{4} \times 1\frac{1}{4} \times \frac{1}{16}$	0.39
$1\frac{1}{4} \times 1\frac{1}{4} \times \frac{1}{8}$	0.76
$1\frac{1}{4} \times 1\frac{1}{4} \times \frac{3}{16}$	1.10
$1\frac{1}{2} \times \frac{1}{2} \times \frac{1}{8}$	0.49
$1\frac{1}{2} \times \frac{3}{4} \times \frac{1}{8}$	0.60
$1\frac{1}{2} \times 1 \times \frac{1}{8}$	0.71
$1\frac{1}{2} \times 1\frac{1}{2} \times \frac{1}{8}$	0.93
$1\frac{1}{2} \times 1\frac{1}{2} \times \frac{1}{4}$	1.74
$1\frac{3}{4} \times 1 \times \frac{1}{8}$	0.76
$1\frac{3}{4} \times 1\frac{3}{4} \times \frac{1}{8}$	1.09

Size (in)	Weight per metre (Kg)
$2 \times \frac{1}{2} \times \frac{1}{8}$	0.60
$2 \times \frac{3}{4} \times \frac{1}{8}$	0.71
$2 \times 1 \times \frac{1}{8}$	0.82
$2 \times 1 \times \frac{3}{16}$	1.22
$2 \times 1 \times \frac{1}{4}$	1.52
$2 \times 1\frac{1}{2} \times \frac{1}{8}$	1.03
$2 \times 1\frac{1}{2} \times \frac{1}{4}$	1.97
$2 \times 2 \times \frac{1}{8}$	1.26
$2 \times 2 \times \frac{3}{16}$	1.83
$2 \times 2 \times \frac{1}{4}$	2.40
$2\frac{1}{4} \times 1\frac{1}{4} \times \frac{3}{16}$	1.43
$2\frac{1}{2} \times 1 \times \frac{1}{8}$	0.93
$2\frac{1}{2} \times 1\frac{1}{4} \times \frac{3}{16}$	1.52
$3 \times 1 \times \frac{1}{8}$	1.04
$3 \times 1\frac{1}{2} \times \frac{1}{8}$	1.26
$3 \times 1\frac{1}{2} \times \frac{3}{16}$	1.84
$3 \times 1\frac{1}{2} \times \frac{1}{4} \times \frac{5}{16}$	2.66
$3 \times 2 \times \frac{1}{8}$	1.48
$3 \times 2 \times \frac{3}{16}$	2.17
$3 \times 2 \times \frac{1}{4}$	2.84
$3\frac{1}{2} \times 1\frac{1}{2} \times \frac{1}{4} \times \frac{5}{16}$	2.90
$4 \times 2 \times \frac{1}{8}$	1.69
$4 \times 2 \times \frac{3}{16}$	2.50
$4 \times 2 \times \frac{1}{4} \times \frac{5}{16}$	3.66
$5 \times 2 \times \frac{1}{4} \times \frac{5}{16}$	4.24
$6 \times 2 \times \frac{1}{4} \times \frac{5}{16}$	4.53
$6 \times 3 \times \frac{1}{4} \times \frac{3}{8}$	6.21
$6 \times 3 \times \frac{3}{8} \times \frac{1}{2}$	8.49
$8 \times 3 \times \frac{3}{8} \times \frac{1}{2}$	9.80
$10 \times 3 \times \frac{3}{8} \times \frac{1}{2}$	11.33

Channel

ALLOYS: 6082-T6

6063-T6, 6063A-T6

Dimensions in the order: base x leg x base thickness x leg thickness

Tee Section

ALLOYS: 6082-T6
6063A-T6

Size (in)	Weight per metre (Kg)
$\frac{1}{2} \times \frac{1}{2} \times \frac{1}{16}$	0.10
$\frac{3}{4} \times \frac{3}{4} \times 0.08$	0.20
$\frac{3}{4} \times \frac{3}{4} \times \frac{1}{8}$	0.30
$1 \times 1 \times \frac{1}{16}$	0.21
$1 \times 1 \times \frac{1}{8}$	0.41
$1\frac{1}{4} \times 1\frac{1}{4} \times \frac{1}{8}$	0.52
$1\frac{1}{2} \times 1\frac{1}{2} \times \frac{1}{8}$	0.63
$1\frac{1}{2} \times 1\frac{1}{2} \times \frac{3}{16}$	0.92

Size (in)	Weight per metre (Kg)
$1\frac{1}{2} \times 1\frac{1}{2} \times \frac{1}{4}$	1.20
$2 \times 1 \times \frac{1}{8}$	0.63
$2 \times 2 \times \frac{1}{8}$	0.85
$2 \times 2 \times \frac{3}{16}$	1.25
$2 \times 2 \times \frac{1}{4}$	1.64
$3 \times 3 \times \frac{1}{4}$	2.51
$3 \times 3 \times \frac{3}{8}$	3.69

Dimensions: cross piece x height x thickness

Equal Angle

ALLOYS: 6082-T6
6063-T6, 6063A-T6

Size (in)	Weight per metre (Kg)
$\frac{3}{8} \times \frac{3}{8} \times \frac{1}{16}$	0.08
$\frac{1}{2} \times \frac{1}{2} \times \frac{1}{16}$	0.10
$\frac{1}{2} \times \frac{1}{2} \times \frac{1}{8}$	0.19
$\frac{5}{8} \times \frac{5}{8} \times \frac{1}{16}$	0.13
$\frac{5}{8} \times \frac{5}{8} \times \frac{1}{8}$	0.25
$\frac{3}{4} \times \frac{3}{4} \times \frac{1}{16}$	0.16
$\frac{3}{4} \times \frac{3}{4} \times \frac{1}{8}$	0.30
$\frac{7}{8} \times \frac{7}{8} \times \frac{1}{8}$	0.36
$1 \times 1 \times \frac{1}{16}$	0.21
$1 \times 1 \times \frac{1}{8}$	0.41
$1 \times 1 \times \frac{3}{16}$	0.59
$1 \times 1 \times \frac{1}{4}$	0.76
$1\frac{1}{8} \times 1\frac{1}{8} \times \frac{1}{8}$	0.46
$1\frac{1}{4} \times 1\frac{1}{4} \times \frac{1}{16}$	0.27
$1\frac{1}{4} \times 1\frac{1}{4} \times \frac{1}{8}$	0.52
$1\frac{1}{4} \times 1\frac{1}{4} \times \frac{3}{16}$	0.76
$1\frac{1}{4} \times 1\frac{1}{4} \times \frac{1}{4}$	0.98
$1\frac{1}{2} \times 1\frac{1}{2} \times \frac{1}{16}$	0.32
$1\frac{1}{2} \times 1\frac{1}{2} \times \frac{1}{8}$	0.63
$1\frac{1}{2} \times 1\frac{1}{2} \times \frac{3}{16}$	0.92

Size (in)	Weight per metre (Kg)
$1\frac{1}{2} \times 1\frac{1}{2} \times \frac{1}{4}$	1.20
$1\frac{3}{4} \times 1\frac{3}{4} \times \frac{1}{8}$	0.74
$1\frac{3}{4} \times 1\frac{3}{4} \times \frac{3}{16}$	1.09
$1\frac{3}{4} \times 1\frac{3}{4} \times \frac{1}{4}$	1.42
$2 \times 2 \times \frac{1}{16}$	0.43
$2 \times 2 \times \frac{1}{8}$	0.85
$2 \times 2 \times \frac{3}{16}$	1.25
$2 \times 2 \times \frac{1}{4}$	1.64
$2 \times 2 \times \frac{3}{8}$	2.38
$2\frac{1}{2} \times 2\frac{1}{2} \times \frac{1}{8}$	1.06
$2\frac{1}{2} \times 2\frac{1}{2} \times \frac{3}{16}$	1.58
$2\frac{1}{2} \times 2\frac{1}{2} \times \frac{1}{4}$	2.08
$2\frac{1}{2} \times 2\frac{1}{2} \times \frac{3}{8}$	3.03
$3 \times 3 \times \frac{1}{8}$	1.28
$3 \times 3 \times \frac{3}{16}$	1.91
$3 \times 3 \times \frac{1}{4}$	2.51
$3 \times 3 \times \frac{3}{8}$	3.69
$4 \times 4 \times \frac{1}{4}$	3.39
$4 \times 4 \times \frac{3}{8}$	5.00
$6 \times 6 \times \frac{1}{2}$	10.00

Metric Angle

ALLOY: 6063

Size (mm)	Weight per metre (Kg)
25 x 25 x 3	0.39
50 x 50 x 3	0.79
50 x 25 x 3	0.59

Size (in)	Weight per metre (Kg)
$\frac{3}{4} \times \frac{1}{4} \times \frac{1}{16}$	0.10
$\frac{3}{4} \times \frac{3}{8} \times \frac{1}{16}$	0.12
$\frac{3}{4} \times \frac{1}{2} \times \frac{1}{16}$	0.13
$\frac{3}{4} \times \frac{1}{2} \times \frac{1}{8}$	0.25
$1 \times \frac{1}{2} \times \frac{1}{16}$	0.15
$1 \times \frac{1}{2} \times \frac{1}{8}$	0.30
$1 \times \frac{5}{8} \times \frac{1}{8}$	0.33
$1 \times \frac{3}{4} \times \frac{1}{16}$	0.18
$1 \times \frac{3}{4} \times \frac{1}{8}$	0.36
$1\frac{1}{4} \times \frac{1}{2} \times \frac{1}{8}$	0.36
$1\frac{1}{4} \times \frac{3}{4} \times \frac{1}{8}$	0.41
$1\frac{1}{4} \times 1 \times \frac{1}{8}$	0.47
$1\frac{1}{2} \times \frac{1}{2} \times \frac{1}{8}$	0.41
$1\frac{1}{2} \times \frac{3}{4} \times \frac{1}{8}$	0.46
$1\frac{1}{2} \times 1 \times \frac{1}{16}$	0.27
$1\frac{1}{2} \times 1 \times \frac{1}{8}$	0.52
$1\frac{3}{4} \times \frac{3}{4} \times \frac{1}{8}$	0.52
$1\frac{3}{4} \times \frac{7}{8} \times \frac{1}{8}$	0.55
$1\frac{3}{4} \times 1 \times \frac{1}{8}$	0.57
$2 \times \frac{1}{2} \times \frac{1}{8}$	0.52
$2 \times \frac{3}{4} \times \frac{1}{8}$	0.57
$2 \times 1 \times \frac{1}{8}$	0.63
$2 \times 1 \times \frac{3}{16}$	0.92

Size (in)	Weight per metre (Kg)
$2 \times 1 \times \frac{1}{4}$	1.20
$2 \times 1\frac{1}{2} \times \frac{1}{8}$	0.74
$2 \times 1\frac{1}{2} \times \frac{3}{16}$	1.09
$2 \times 1\frac{1}{2} \times \frac{1}{4}$	1.42
$2\frac{1}{2} \times 1 \times \frac{1}{8}$	0.73
$2\frac{1}{2} \times 1\frac{1}{2} \times \frac{1}{8}$	0.85
$2\frac{1}{2} \times 1\frac{1}{2} \times \frac{3}{16}$	1.25
$2\frac{1}{2} \times 1\frac{1}{2} \times \frac{1}{4}$	1.64
$2\frac{1}{2} \times 2 \times \frac{1}{4}$	1.86
$3 \times 1 \times \frac{1}{8}$	0.85
$3 \times 1 \times \frac{1}{4}$	1.64
$3 \times 1\frac{1}{2} \times \frac{1}{8}$	0.96
$3 \times 1\frac{1}{2} \times \frac{3}{16}$	1.40
$3 \times 1\frac{1}{2} \times \frac{1}{4}$	1.86
$3 \times 2 \times \frac{1}{8}$	1.07
$3 \times 2 \times \frac{3}{16}$	1.58
$3 \times 2 \times \frac{1}{4}$	2.08
$4 \times 1 \times \frac{1}{8}$	1.06
$4 \times 2 \times \frac{1}{8}$	1.29
$4 \times 2 \times \frac{1}{4}$	2.51
$4 \times 3 \times \frac{1}{4}$	2.95
$5 \times 2 \times \frac{1}{4}$	2.92
$6 \times 3 \times \frac{3}{8}$	5.63

Ref.	Size (in)	Weight per metre (Kg)
No.921	$1\frac{1}{8} \times \frac{3}{4} \times \frac{1}{8}$	0.52
No.940	$1\frac{3}{4} \times 1 \times \frac{1}{8}$	0.82
No.941	$1\frac{1}{4} \times 1 \times \frac{1}{8}$	0.67
No.942	$1 \times \frac{3}{4} \times \frac{3}{32}$	0.39
No.943	$\frac{3}{4} \times \frac{1}{2} \times \frac{1}{16}$	0.18

Dimensions: height x legs x thickness

Unequal Angle

ALLOYS: 6082-T6


6063-T6, 6063A-T6

Z Section


ALLOY: 6063-T6

Mouldings


GUTTER SECTIONS




8
0.131 kg/m



225
0.129 kg/m



455
0.275 kg/m



466
0.259 kg/m



582
0.205 kg/m

Mouldings


COPE



84
0.237 kg/m




306
0.219 kg/m




760
0.228 kg/m



767
0.348 kg/m




794
0.421 kg/m



809
0.302 kg/m



903
0.089 kg/m




905
0.281 kg/m




906
0.232 kg/m

Mouldings


FLUTED EDGINGS & NOSINGS



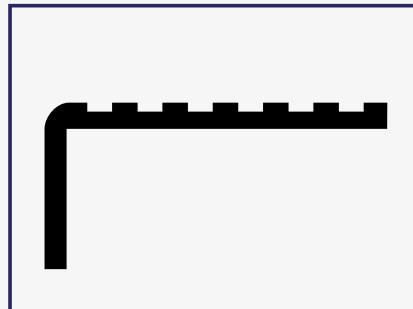
36
0.167 kg/m




249
0.237 kg/m



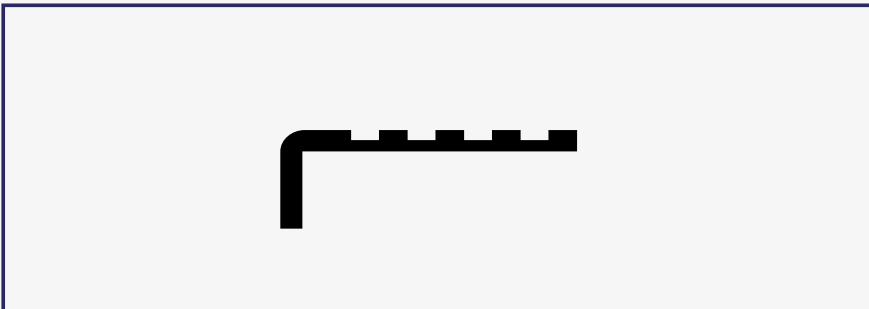
527
0.247 kg/m



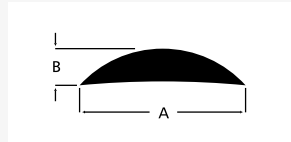
673
0.455 kg/m



748
0.491 kg/m



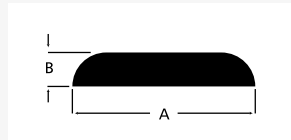
786
0.368 kg/m



Half Round


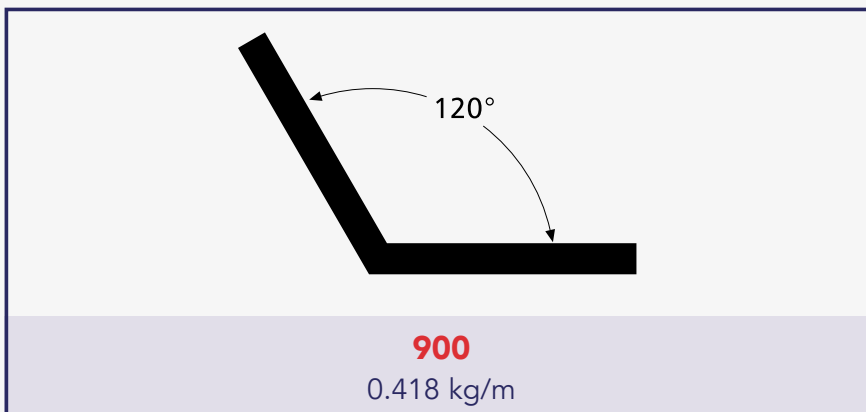
Size (in)	Weight per metre (Kg)
$\frac{5}{8} \times \frac{3}{16}$	0.128
$\frac{3}{4} \times \frac{3}{16}$	0.146
$1 \times \frac{3}{16}$	0.153

Size (in)	Weight per metre (Kg)
$1\frac{1}{4} \times \frac{3}{16}$	0.210
$1\frac{1}{2} \times \frac{3}{16}$	0.250
$2 \times \frac{1}{4}$	0.445



Double Feather Edge

Size (in)	Weight per metre (Kg)
$1 \times \frac{1}{8}$	0.207
$1\frac{1}{4} \times \frac{1}{8}$	0.262
$1\frac{1}{2} \times \frac{1}{8}$	0.318



Mouldings

HALF ROUND SECTIONS



DOUBLE FEATHERED SECTIONS

CORNER SECTIONS


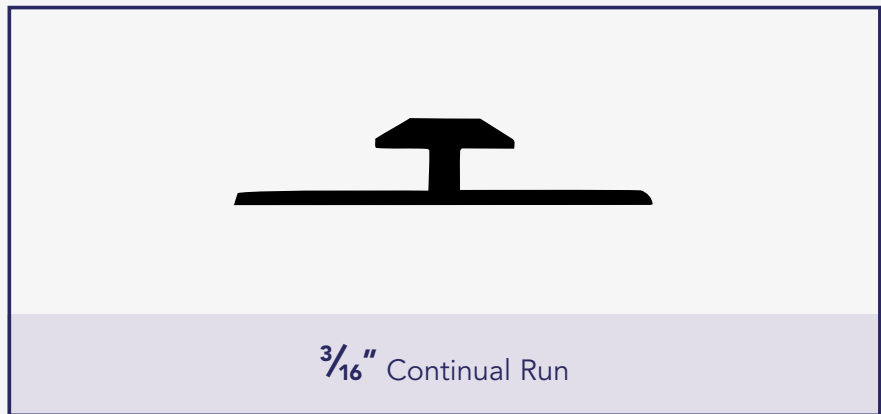
LAP PLATE SECTIONS

Wallboard Sections

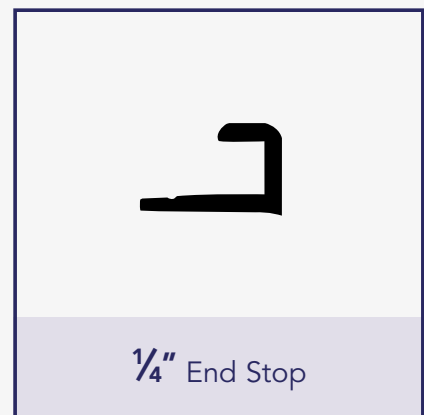
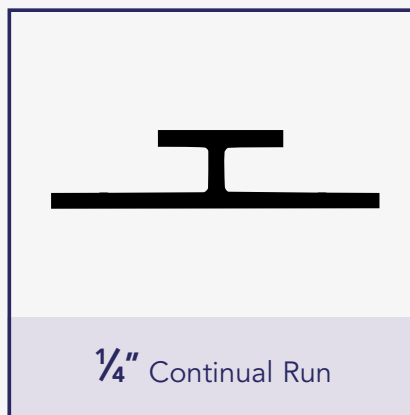
FOR 1/8" BOARD



FOR 3/16" BOARD

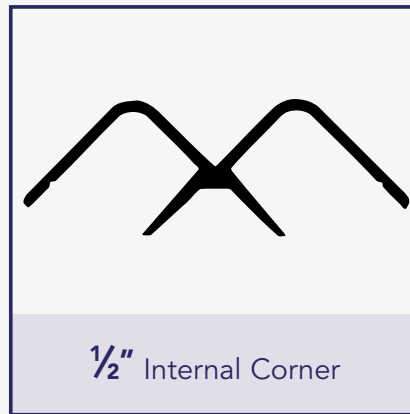
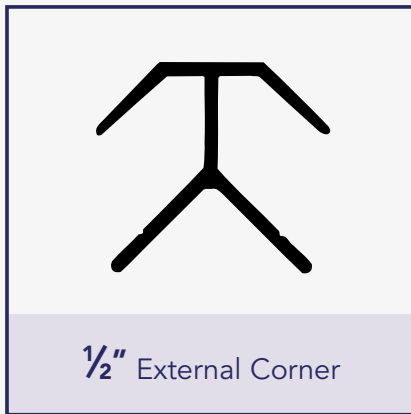
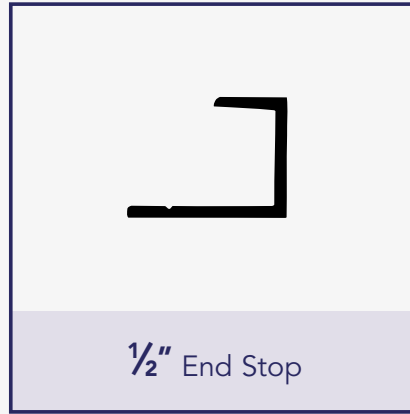
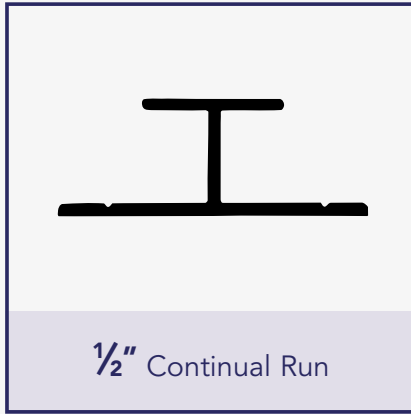


FOR 1/4" BOARD

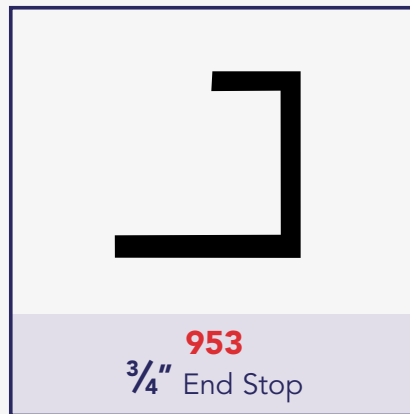
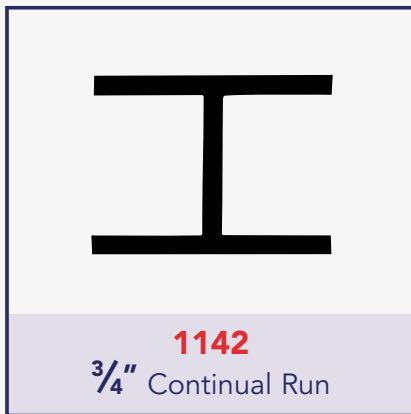


Wallboard Sections

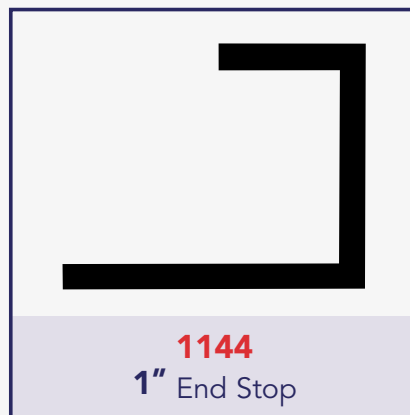
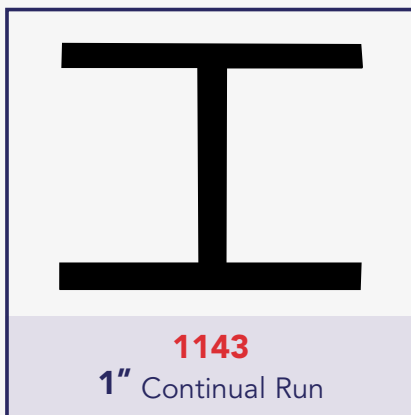
FOR 1/2" BOARD




FOR 3/4" BOARD



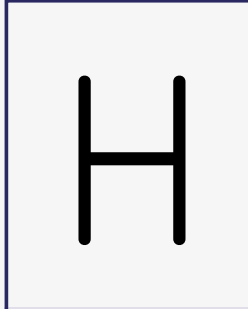
FOR 1" BOARD



Miscellaneous Sections




733
0.190 kg/m




734
0.210 kg/m



857
0.167 kg/m




806
0.381 kg/m




807
0.506 kg/m




855
0.271 kg/m



924
0.179 kg/m




926
0.394 kg/m



927
0.506 kg/m



928
0.430 kg/m



929
0.368 kg/m


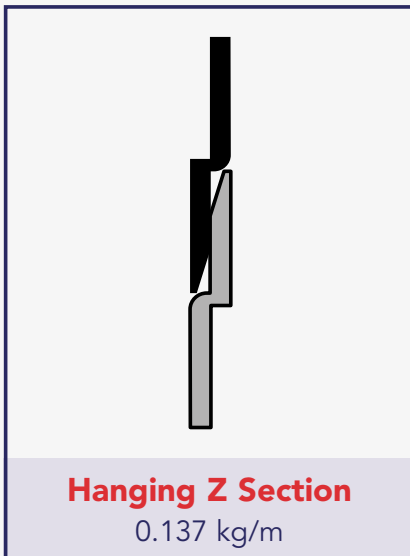
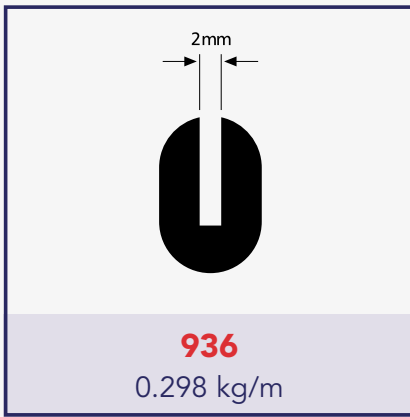


952
0.176 kg/m



972
0.271 kg/m

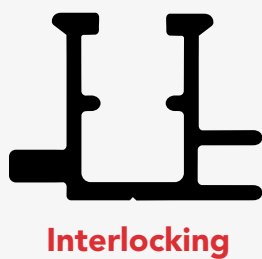
Miscellaneous Sections



Length (mm)	Colour
5000	Mill Finish
6000	Mill Finish
6100	Mill Finish
5000	Grey
6000	Grey
5000	White
5000	Black

Sign Channel

MEDIUM CHANNEL



Length (mm)	Colour
5000	Mill Finish
5000	White
5000	Grey
5000	Black

INTERLOCKING

Sheet

ALLOY: 1050A-H14

Size (mm)	Weight per sheet (Kg)
2000 x 1000 x 0.5	2.71
2500 x 1250 x 0.5	4.23
2000 x 1000 x 0.6	3.25
2500 x 1250 x 0.6	5.08
2000 x 1000 x 0.7	3.80
2500 x 1250 x 0.7	5.94
2000 x 1000 x 0.8	4.34
2500 x 1250 x 0.8	6.78
2000 x 1000 x 1.0	5.42
2500 x 1250 x 1.0	8.47
3000 x 1250 x 1.0	10.20
2000 x 1000 x 1.2	6.50
2500 x 1250 x 1.2	10.20
3000 x 1250 x 1.2	12.20
3000 x 1500 x 1.2	14.60
2000 x 1000 x 1.5	8.13
2500 x 1250 x 1.5	12.70
3000 x 1250 x 1.5	15.20
3000 x 1500 x 1.5	18.30
2000 x 1000 x 2.0	10.80
2500 x 1250 x 2.0	16.90
3000 x 1000 x 2.0	16.30

Size (mm)	Weight per sheet (Kg)
3000 x 1250 x 2.0	20.30
3000 x 1500 x 2.0	24.40
3000 x 2000 x 2.0	32.52
4000 x 1000 x 2.0	21.73
4000 x 1250 x 2.0	27.17
4000 x 1500 x 2.0	32.60
4000 x 2000 x 2.0	43.79
2000 x 1000 x 2.5	13.60
2500 x 1250 x 2.5	21.20
3000 x 1500 x 2.5	30.50
2000 x 1000 x 3.0	16.30
2500 x 1250 x 3.0	25.40
3000 x 1000 x 3.0	24.40
3000 x 1250 x 3.0	30.50
3000 x 1500 x 3.0	36.60
3000 x 2000 x 3.0	48.78
4000 x 1000 x 3.0	32.53
4000 x 1250 x 3.0	40.66
4000 x 1500 x 3.0	48.80
4000 x 2000 x 3.0	65.00
3000 x 1500 x 4.0	48.28

Sheet

ALLOYS: 5083-H111
5083-H111/O

Size (mm)	Weight per sheet (Kg)
2000 x 1000 x 2	10.84
2000 x 1000 x 3	16.26
2500 x 1250 x 1.5	12.70
2500 x 1250 x 2	16.93
2500 x 1250 x 2.5	21.17
2500 x 1250 x 3	25.40
2500 x 1250 x 8	67.75

Size (mm)	Weight per sheet (Kg)
3000 x 1500 x 2	24.39
3000 x 1500 x 3	36.58
3000 x 1500 x 4	48.78
3000 x 1500 x 6	73.17
3020 x 1520 x 12	149.27
3020 x 1520 x 15	182.92

Some sheet can be supplied polycoated on 1 or 2 sides. Please check with your local service centre.

Size (mm)	Alloys >	5251-H22	3103-H14	6082-T6
2500 x 1250 x 0.5		✓		✓
2000 x 1000 x 0.6		✓		✓
2500 x 1250 x 0.7		✓		✓
2000 x 1000 x 1.0		✓	✓	✓
2500 x 1250 x 1.0		✓	✓	✓
3000 x 1250 x 1.0		✓		✓
2000 x 1000 x 1.2		✓	✓	✓
2500 x 1250 x 1.2		✓	✓	✓
3000 x 1500 x 1.2				
2000 x 1000 x 1.5		✓	✓	✓
2500 x 1250 x 1.5		✓	✓	✓
3000 x 1250 x 1.5		✓		✓
3000 x 1500 x 1.5		✓		
2000 x 1000 x 1.9		✓		✓
2000 x 1000 x 2.0		✓		✓
2500 x 1250 x 2.0		✓	✓	✓
3000 x 1250 x 2.0		✓		✓
3000 x 1500 x 2.0		✓		
2000 x 1000 x 2.5		✓		✓
2500 x 1250 x 2.5		✓		✓
2438 x 1219 x 2.83				
2000 x 1000 x 3.0		✓		✓
2500 x 1250 x 3.0		✓	✓	✓
3000 x 1250 x 3.0		✓	✓	✓
3000 x 1500 x 3.0		✓		

Size (mm)	Weight per sheet (Kg)
2500 x 1250 x 0.7	5.9
2500 x 1250 x 0.9	7.6
2500 x 1250 x 1.0	8.5
3000 x 1500 x 1.0	12.3

Size (mm)	Weight per sheet (Kg)
2500 x 1250 x 1.2	10.2
2500 x 1250 x 1.5	12.8
3000 x 1500 x 1.5	18.5
2500 x 1250 x 1.8	15.6

Sheet

OTHER ALLOYS

Sheet White Painted

3105-H46, 3003-H45

FULL WHITE GLOSS

CLEAR WASH COAT

LACQUER REVERSE

50 MICRON POLYCOATED

Patterned Sheet

Five Bar Treadplate

ALLOY: 5754-H114

Size (mm)	Weight per sheet (Kg)
2500 x 1250 x 1.5	13.3
2000 x 1000 x 2	11.3
2500 x 1250 x 2	18.7
3000 x 1500 x 2	26.8
2000 x 1000 x 3	17.3
2500 x 1250 x 3	27.0
3000 x 1500 x 3	38.9

Size (mm)	Weight per sheet (Kg)
2000 x 1000 x 4.5	25.0
2500 x 1250 x 4.5	39.1
3000 x 1500 x 4.5	56.3
2000 x 1000 x 6	34.0
2500 x 1250 x 6	51.7
3000 x 1500 x 6	74.3
2500 x 1250 x 9.5	84.3

Stucco

ALLOY: 1050-H14

Size (mm)	Weight per sheet (Kg)
2000 x 1000 x 0.5	2.74
2500 x 1250 x 0.5	4.28
2000 x 1000 x 0.6	3.28
2500 x 1250 x 0.6	5.14
2000 x 1000 x 0.7	3.84

Size (mm)	Weight per sheet (Kg)
2500 x 1250 x 0.7	5.99
2000 x 1000 x 0.8	4.38
2500 x 1250 x 0.8	6.84
2500 x 1250 x 1.0	8.50
2500 x 1250 x 1.2	10.00

Propeller*

ALLOY: 3003

Size (mm)	Weight per sheet (Kg)
2500 x 1250 x 1.5	14.0
2500 x 1250 x 2.0	18.0
2500 x 1250 x 3.0	28.0

* Propeller pattern also available up to 6mm thick

Triple Grip

ALLOY: 5052 H32

Size (mm)	Weight per sheet (Kg)
2500 x 1250 x 1.5	13.9
2500 x 1250 x 2.0	18.1
2500 x 1250 x 3.0	26.6

Size (mm)	Weight per sheet (Kg)
2000 x 1000 x 4.0	21.6
2500 x 1250 x 4.0	33.9
2000 x 1000 x 5.0	27.0
2500 x 1250 x 5.0	42.3
2000 x 1000 x 6.0	32.8
2500 x 1250 x 6.0	50.8
2500 x 1250 x 8.0	67.8
2500 x 1250 x 10.0	84.3
2500 x 1250 x 12.0	102.3

Size (mm)	Weight per sheet (Kg)
2500 x 1250 x 4.0	33.9
2000 x 1000 x 5.0	27.1
2500 x 1250 x 5.0	42.3
3000 x 1500 x 5.0	61.2
2000 x 1000 x 6.0	32.5
2500 x 1250 x 6.0	50.8

Size (mm)	Weight per sheet (Kg)
2000 x 1000 x 4.0	21.8
2500 x 1250 x 4.0	33.9
3000 x 1500 x 4.0	49.0
2000 x 1000 x 5.0	27.1
3000 x 1500 x 5.0	61.2

Size (mm)	Weight per sheet (Kg)
2500 x 1250 x 5.0	42.3
2000 x 1000 x 6.0	32.7
2500 x 1250 x 6.0	50.8
3000 x 1500 x 6.0	73.2

Size (mm)	Weight per sheet (Kg)
2500 x 1250 x 4.0	33.9
2500 x 1250 x 5.0	42.3
2500 x 1250 x 6.0	50.8
2500 x 1250 x 8.0	67.4
2500 x 1250 x 10.0	84.3
2500 x 1250 x 12.0	102.3
2500 x 1250 x 15.0	126.4
2500 x 1250 x 20.0	168.5
2500 x 1250 x 25.0	210.7

Shate & Plate

ALLOY: 6082-T6

Shate

ALLOY: 1050

Shate

ALLOY: 5251

Shate & Plate

ALLOY: 5083

Plate

4000 x 2000mm

3000 x 1500mm

2500 x 1250mm

Plate can also be cut to customer requirements

Size (mm)	Alloys > 6082 T6	5083 O
3.0	✓	✓
4.0	✓	✓
5.0	✓	✓
6.0	✓	✓
6.35	✓	
8.0	✓	✓
9.53	✓	✓
10.0	✓	✓
12.0	✓	✓
12.7	✓	✓
15.0	✓	✓
15.88	✓	✓
16.0	✓	✓
19.05	✓	✓
20.0	✓	✓
22.22	✓	✓
25.0	✓	✓
25.4	✓	✓
30.0	✓	✓
31.75	✓	✓
35.0	✓	

Size (mm)	Alloys > 6082 T6	5083 O
38.1	✓	✓
40.0	✓	✓
44.45	✓	✓
50.8	✓	✓
57.15	✓	
60.0	✓	
63.5	✓	✓
69.85	✓	
76.2	✓	✓
82.55	✓	
88.9	✓	✓
101.6	✓	✓
114.3	✓	✓
127.0	✓	✓
152.4	✓	✓
177.8	✓	
200.0	✓	
203.2	✓	
228.6	✓	
254.0	✓	
305.0	✓	

Plate 3.2 Certification

ALLOYS: 5083-H321

5083-H111

Size (mm)	Weight per sheet (Kg)	Alloys > 5083 H321	5083 H111
4000 x 2000 x 3	65.04	✓	✓
4000 x 2000 x 4	86.72	✓	✓
4000 x 2000 x 5	108.40	✓	✓
4000 x 2000 x 6	130.08	✓	✓
4000 x 2000 x 7	151.76	✓	✓
4000 x 2000 x 8	173.44	✓	✓
4000 x 2000 x 10	216.80	✓	✓
4000 x 2000 x 12	260.16	✓	✓
4000 x 2000 x 15	325.20	✓	✓
4000 x 2000 x 20	433.60	✓	✓
4000 x 2000 x 25	542.00	✓	✓

Size (mm)	Weight per sheet (Kg)	Alloys >	5083 H321	5083 H111
6000 x 2000 x 3	97.56		✓	✓
6000 x 2000 x 4	130.08		✓	✓
6000 x 2000 x 5	162.60		✓	✓
6000 x 2000 x 6	195.12		✓	✓
6000 x 2000 x 7	227.64		✓	✓
6000 x 2000 x 8	260.16		✓	✓
6000 x 2000 x 10	325.20		✓	✓
6000 x 2000 x 12	390.24		✓	✓
6000 x 2000 x 15	487.80		✓	✓
6000 x 2000 x 20	650.40		✓	✓
6000 x 2000 x 25	813.00		✓	✓
6000 x 2000 x 30	975.60		✓	✓
6000 x 2000 x 40	1300.80		✓	✓

Size (mm)	Alloys >	6082 T6	5083 O	2014
3.0		✓	✓	
4.0		✓	✓	
5.0		✓	✓	
6.0		✓	✓	
6.35		✓		
8.0		✓	✓	
9.53		✓	✓	
10.0		✓	✓	
12.0		✓	✓	
12.7		✓	✓	
15.0		✓	✓	
15.88		✓	✓	✓
16.0		✓	✓	
19.05		✓	✓	✓
20.0		✓	✓	✓
22.23		✓	✓	
25.0		✓	✓	✓
25.4		✓	✓	✓
30.0		✓	✓	✓
31.75		✓	✓	✓
35.0		✓		
38.1		✓	✓	✓

Size (mm)	Alloys >	6082 T6	5083 O	2014
40.0		✓	✓	
44.45		✓	✓	✓
50.8		✓	✓	✓
57.15		✓	✓	✓
60.0		✓		
63.5		✓	✓	✓
69.85		✓	✓	✓
76.2		✓	✓	✓
82.55		✓		
88.9		✓	✓	✓
101.6		✓	✓	✓
114.3		✓	✓	✓
127.0		✓	✓	✓
139.7		✓		
152.4		✓	✓	✓
165.1		✓		
177.8		✓		
200.0		✓		
203.2		✓		
228.6		✓		
254.0		✓		
305.0		✓		

Plate 3.2 Certification (continued...)

ALLOYS: 5083-H321
5083-H111

Plate

ALLOYS: 6082
ROLLED 5083
2014 PLATE

Plate can also be cut to
customer requirements

Triplate®

Size (mm)	Weight per length (Kg)
3800 x 16 x 34	12.12
3800 x 20 x 34	15.16
3800 x 25 x 34	18.95
3800 x 30 x 27	17.54

3.1 certification unless requested otherwise.

3.2 Lloyds available upon request at time of production.



Honeycomb Panels

Size (mm)	Weight per sheet (Kg)
2500 x 1250 x 5 KAPATECH®	5.06
2500 x 1250 x 6	14.69
2500 x 1250 x 10	15.63
2500 x 1250 x 10 KAPATECH®	6.06
2500 x 1250 x 15	20.93
2500 x 1250 x 20	21.88
2500 x 1250 x 25	22.81
3125 x 1500 x 6	22.03
3125 x 1500 x 10	23.44
3125 x 1500 x 15	31.40
3050 x 1500 x 20	32.02
3125 x 1250 x 20	27.34
3125 x 1250 x 25	28.51
3000 x 1500 x 25	32.85
6250 x 1250 x 6	36.72
6250 x 1500 x 6	44.06
6250 x 1500 x 10	46.88
6250 x 1500 x 15	62.81
6250 x 1250 x 20	54.68
6250 x 1500 x 20	65.63

Diameter	Thickness	Weight each (Kg)
125mm	0.9mm	0.030
155mm	0.9mm	0.046
180mm	0.9mm	0.062
190mm	0.9mm	0.069
215mm	0.9mm	0.089
220mm	0.9mm	0.093
225mm	0.9mm	0.097
320mm	0.9mm	0.196
345mm	0.9mm	0.228
240mm	1.2mm	0.147
300mm	1.2mm	0.230
305mm	1.2mm	0.238
320mm	1.2mm	0.262
330mm	1.2mm	0.278
365mm	1.2mm	0.340
380mm	1.2mm	0.369
470mm	1.2mm	0.565
620mm	1.2mm	0.983

Quarter Hard Circles

I200-H12

Diameter	Thickness	Weight each (Kg)
180mm	1.2mm	0.083
205mm	1.2mm	0.107
240mm	1.2mm	0.147
250mm	1.2mm	0.160
270mm	1.2mm	0.186
280mm	1.2mm	0.200
300mm	1.2mm	0.230
305mm	1.2mm	0.238
330mm	1.2mm	0.278
360mm	1.2mm	0.331
380mm	1.2mm	0.369
390mm	1.2mm	0.389
400mm	1.2mm	0.409
405mm	1.2mm	0.419
420mm	1.2mm	0.451
490mm	1.2mm	0.614
550mm	1.2mm	0.773
570mm	1.2mm	0.830
600mm	1.2mm	0.920
620mm	1.2mm	0.983

Soft Circles

I200-0

Soft Circles (continued...)

I200-0

Diameter	Thickness	Weight each (Kg)
210mm	1.6mm	0.150
240mm	1.6mm	0.196
260mm	1.6mm	0.230
265mm	1.6mm	0.239
295mm	1.6mm	0.297
305mm	1.6mm	0.317
330mm	1.6mm	0.371
375mm	1.6mm	0.479
390mm	1.6mm	0.518
430mm	1.6mm	0.630
545mm	1.6mm	1.012
610mm	1.6mm	1.268
650mm	1.6mm	1.440
680mm	1.6mm	1.576
300mm	2.0mm	0.383
320mm	2.0mm	0.436
340mm	2.0mm	0.492
390mm	2.0mm	0.648
410mm	2.0mm	0.716
440mm	2.0mm	0.825
460mm	2.0mm	0.901
495mm	2.0mm	1.043
530mm	2.0mm	1.197
550mm	2.0mm	1.289
580mm	2.0mm	1.433
270mm	2.5mm	0.388
290mm	2.5mm	0.448
305mm	2.5mm	0.496
380mm	2.5mm	0.769
465mm	2.5mm	1.151
560mm	2.5mm	1.670
345mm	3.0mm	0.761

Thickness (mm)	1050 H14 /H24	1050 H111/O	1060 O	3103 H14 /H24	5251 H12 /H22	5754 H12 /H22	5754 H111	55HX	1050AQ H12
0.25	✓								
0.30	✓								
0.38	✓								
0.40	✓	✓	✓						
0.45		✓							
0.46	✓								
0.50	✓	✓			✓				
0.56	✓								
0.60	✓	✓							
0.70	✓	✓			✓				
0.80	✓	✓							
0.90	✓				✓				
1.00	✓				✓	✓	✓	✓	
1.20	✓	✓		✓	✓				
1.50	✓	✓		✓	✓			✓	
1.60					✓				
2.00	✓	✓		✓	✓	✓	✓	✓	✓
2.50	✓					✓		✓	
3.00	✓	✓		✓	✓	✓	✓	✓	✓

Coil

MILL FINISH

Coil Processing Capabilities

ALUMINIUM

STAINLESS STEEL

STEEL (Plain & Pre-Painted)

COPPER

BRASS

BRONZE

ZINC

TITANIUM

SLIT COIL RANGE

- Gauge: 0.18mm > 3mm
- Width: 13mm > 1290mm
- Tolerance: ± 0.10 mm

PRECISION FLAT BLANKS

- Gauge: 0.25mm > 3mm
- Width: 50mm > 1000mm
- Length: 150mm > 3000mm
- Tolerance ± 0.25 mm up to ± 1 mm


CUT TO LENGTH SHEETS

- Gauge: 0.25mm > 3mm
- Width: 300mm > 1650mm
- Length: 300mm > 12000mm
- Tolerance ± 1 mm

Size (mm)	Finish >	MILL FINISH with PCI	ANODISED NATURAL (10 micron)	ANODISED NATURAL (15 micron)
2000 x 1000 x 1		✓	✓	✓
2000 x 1000 x 1.5		✓	✓	✓
2000 x 1000 x 2		✓	✓	✓
2000 x 1000 x 2.5			✓	
2000 x 1000 x 3		✓	✓	✓
2000 x 1000 x 4		✓		✓
2000 x 1000 x 5		✓		
2500 x 1250 x 1		✓	✓	✓
2500 x 1250 x 2		✓	✓	✓
3000 x 1250 x 2		✓		✓
2500 x 1250 x 3		✓	✓	✓
3000 x 1250 x 3		✓		✓
3000 x 1500 x 1		✓	✓	✓
3000 x 1500 x 1.5		✓	✓	✓
3000 x 1500 x 2		✓	✓	✓
3000 x 1500 x 3		✓	✓	✓
3500 x 1500 x 3		✓		
4000 x 1500 x 2		✓		✓
4000 x 1500 x 3		✓		✓
1000 x 1.5mm Coil		✓		
1250 x 1.5mm Coil		✓		
1000 x 2mm Coil		✓		
1250 x 2mm Coil		✓		
1500 x 2mm Coil		✓		
1250 x 2.5mm Coil		✓		
1000 x 3mm Coil		✓		
1250 x 3mm Coil		✓		
1500 x 3mm Coil		✓		

55HX®

**PREMIUM ANODISING
QUALITY ALUMINIUM**



Righton Blackburns is the UK approved processor and distributor for 55HX®, a high quality, high performance aluminium for interior and exterior applications.

55HX® composition and surface quality ensure it is especially suitable for decorative anodisation, with a large array of processing options and finishes providing additional creative freedom. 55HX® is ideal for facades, cladding, ceilings, walls and showcase designs and comes in a range of forms, sizes and gauges.

Pre-anodised Products

Architectural and surface design

INTERIOR APPLICATIONS

Pre-anodised products are suitable for many interior applications where aesthetics, durability and distinctive interior décor is required. These include ceiling systems, panelling, partitions, framing and work surfaces.

One such innovative product is Alumaplus, which is a stainless steel look alike with one third of the weight of stainless steel. Alumaplus has greater finger print resistance, forms to tighter tolerances and has higher formability than stainless steel. These attributes make Alumaplus an ideal alternative in many architectural and surface design applications, such as kitchens, washrooms, reception areas, point of display and medical display areas.

EXTERIOR APPLICATIONS

Pre-anodised aluminium is not limited to interior design and provides excellent opportunities for cladding, roof finishes and trims and has been used widely in both commercial and domestic architectural and design applications throughout the world.

AVAILABILITY

Righton Blackburns have available from stock, a wide range of colours and finishes from bright to special finishes, including patterned and coloured anodised coil.

Our in-house process centre has the ability to slit and cut to length to the bespoke sizes specified by the customer.

Pre-anodised Sheet

5005 AQ
1050 AQ H12

Size (mm)	Weight per sheet (Kg)
2500 x 1250 x 1.5	12.7
2500 x 1250 x 2.0	16.9
2500 x 1250 x 3.0	25.4

The leading supplier of sublimation aluminium


For many in the architectural and interior design sectors, sublimation products are a totally new concept, although sublimation printing is a familiar term within the printing industry.

So what is sublimation printing? It is a procedure of transferring full colour graphics or photographs onto a wide selection of products. These include metals, ceramics and unsub plastics and glass items all specially pre-coated and therefore sublimation receptive.

Our focus is aluminium and we are the leading supplier of sublimation aluminium in the UK and many worldwide markets, through key distribution customers.

We believe the opportunities for aluminium sublimation offer interior designers in particular, an innovative opportunity to apply bespoke designs and photographs onto aluminium panels for interior décor.

Sublimation





**RIGHTON
BLACKBURNS**
METALS AND PLASTICS

Stainless Steel

Stainless Steel

Product Guide

BAR	36	WELDED PIPE	57
ANGLE	46	WELDED BUTT WELD FITTINGS	58
SHEET	46	FLANGES	62
POLISHED SHEET	48	316L FITTINGS	64
WELDED MESH	49	SEAMLESS TUBE	65
PERFORATED SHEET	49	WELDED TUBE	67
PLATE	51	HYGIENIC TUBE & FITTINGS	69
SEAMLESS PIPE	52	STRUCTURAL & DECORATIVE TUBE	70
STAINLESS STEEL PIPE SIZES	53		
SEAMLESS BUTT WELD FITTINGS	54		

Round Bar

I.4305 (303S31)
BRIGHT DRAWN H9

Dia (in)	Weight per metre (Kg)
2mm	0.02
3mm	0.06
1/8	0.06
4mm	0.10
3/16	0.14
5mm	0.16
7/32	0.19
6mm	0.22
1/4	0.25
7mm	0.30
9/32	0.31
5/16	0.39
8mm	0.40
9mm	0.50
3/8	0.56
10mm	0.62
7/16	0.77
12mm	0.89

Dia (in)	Weight per metre (Kg)
1/2	1.00
13mm	1.04
9/16	1.22
14mm	1.22
15mm	1.40
5/8	1.56
16mm	1.59
17mm	1.78
11/16	1.89
18mm	2.01
3/4	2.25
20mm	2.48
22mm	3.00
7/8	3.07
24mm	3.57
25mm	3.88
1	4.03

Round Bar

I.4305 (303S31)
SMOOTH TURNED H9/H10
* BRIGHT GROUND H8/H9

Dia (in)	Weight per metre (Kg)
25mm*	3.88
1	4.03
26mm	4.17
27mm	4.50
28mm	4.83
1 1/8	5.07
30mm*	5.58
1 1/4	6.25
32mm	6.31
1 3/8	7.57
35mm	7.60
1 1/2	9.01
40mm	9.93
1 5/8	10.60

Dia (in)	Weight per metre (Kg)
1 3/4	12.20
45mm	12.56
1 7/8	14.10
50mm*	15.50
2	16.00
2 1/8	18.10
2 1/4	20.30
60mm	22.30
2 3/8	22.60
2 1/2	25.00
2 5/8	27.60
2 3/4	30.30
3	36.00

Dia (in)	Weight per metre (Kg)
3¼	42.90
3½	49.80
3¾	57.10
4	65.00
4¼	73.40
4½	82.30
4¾	91.70
5	102.00

Dia (in)	Weight per metre (Kg)
5¼	110.00
5½	123.00
6	146.00
6½	168.00
6¾	181.00
7	199.00
7½	224.00
8	255.00

Round Bar

I.4305 (303S31)
PEELED K12/K16

Dia (in)	Weight per metre (Kg)
2mm	0.02
3mm	0.06
¼	0.06
4mm	0.10
⅜	0.14
5mm	0.16
6mm	0.22
¼	0.25
⅝	0.39
8mm	0.40
⅝	0.56
10mm	0.62

Dia (in)	Weight per metre (Kg)
⅞	0.77
12mm	0.89
½	1.00
⅞	1.27
15mm	1.40
⅝	1.56
1⅞	1.89
¾	2.25
20mm	2.48
⅞	3.07
25mm	3.88
1	4.03

Round Bar

I.4301 (304S31)
BRIGHT DRAWN H9

Dia (in)	Weight per metre (Kg)
25mm	3.88
1	4.03
1⅞	5.07
30mm	5.58
1¼	6.25
1⅝	7.57
1½	9.01
40mm	9.93
1⅝	10.60

Dia (in)	Weight per metre (Kg)
1¾	12.20
50mm	15.50
2	16.00
2¼	20.30
60mm	22.30
2½	25.00
2¾	30.30
3	36.00

Round Bar

I.4301 (304S31)
SMOOTH TURNED H9/H10

Round Bar

I.4307 (304SI I/S3I)
PEELED K12/K16

Dia (in)	Weight per metre (Kg)
3	36.00
3 ¹ / ₄	42.90
3 ¹ / ₂	49.80
3 ³ / ₄	57.10
4	65.00
4 ¹ / ₄	73.40
4 ¹ / ₂	82.30
5	102.00
5 ¹ / ₄	111.98
5 ¹ / ₂	123.00
5 ³ / ₄	134.00
6	146.00

Dia (in)	Weight per metre (Kg)
6 ¹ / ₂	172.00
7	199.00
7 ¹ / ₂	229.00
8	260.00
8 ¹ / ₂	294.00
9	329.00
10	406.00
11	492.00
12	585.00
340mm	728.00
16	1040.00

Round Bar

I.4404 (316SI I/S3I)
BRIGHT DRAWN H9

Dia (in)	Weight per metre (Kg)
3mm	0.06
¹ / ₈	0.06
4mm	0.10
³ / ₁₆	0.14
5mm	0.16
6mm	0.23
¹ / ₄	0.25
7mm	0.30
⁵ / ₁₆	0.39
8mm	0.40
9mm	0.50
³ / ₈	0.57
10mm	0.63
⁷ / ₁₆	0.77
12mm	0.90
¹ / ₂	1.01

Dia (in)	Weight per metre (Kg)
13mm	1.04
14mm	1.23
⁹ / ₁₆	1.28
15mm	1.41
⁵ / ₈	1.58
16mm	1.60
17mm	1.78
¹¹ / ₁₆	1.91
18mm	2.03
³ / ₄	2.27
20mm	2.50
22mm	2.98
⁷ / ₈	3.09
24mm	3.60
25mm	3.91
1	4.03

Dia (in)	Weight per metre (Kg)
7/8	3.09
25mm*	3.91
1*	4.03
26mm	4.17
27mm	4.50
28mm	4.83
1 1/8*	5.11
30mm*	5.63
1 1/4*	6.30
32mm	6.40
1 3/8*	7.63
35mm*	7.66
1 1/2*	9.08
40mm*	10.00
1 5/8*	10.70
1 3/4*	12.40

Dia (in)	Weight per metre (Kg)
45mm	12.70
1 7/8*	14.20
50mm	15.60
2*	16.10
2 1/8*	18.20
2 1/4*	20.40
60mm*	22.50
2 3/8*	22.80
2 1/2*	25.20
65mm	26.05
2 5/8	27.80
70mm	30.22
2 3/4*	30.50
75mm	34.68
3*	36.30

Round Bar

I.4404 (316S11/S31)

SMOOTH TURNED H9/H10

* BRIGHT GROUND H8/H9

Dia (in)	Weight per metre (Kg)
3	36.30
80mm	39.47
3 1/4	43.20
3 1/2	50.20
3 3/4	57.60
4	65.50
4 1/4	73.90
4 1/2	82.90
4 3/4	92.40
5	102.00
5 1/4	113.00
5 1/2	123.00
5 3/4	135.00
6	147.00
6 1/4	160.00
6 1/2	173.00
6 3/4	181.00
7	201.00
185mm	217.00

Dia (in)	Weight per metre (Kg)
7 1/4	215.00
7 1/2	230.00
8	262.00
8 1/2	296.00
220mm	307.00
9	332.00
9 1/2	370.00
10	409.00
10 1/2	451.00
11	495.00
11 1/2	526.00
12	590.00
12 1/2	621.00
13	672.00
340mm	734.00
14	802.00
15	894.00
16	1049.00

Round Bar

I.4404 (316S11/S31)

PEELED K12/K16

Round Bar

I.4005 (416) QT650

I.4005 (416) CONDITION P

I.4057 (431) QT800

I.4057 (431) CONDITION T

Dia (in)	Weight per metre (Kg)
$\frac{1}{8}$	0.06
4mm	0.10
$\frac{3}{16}$	0.14
5mm	0.15
6mm	0.22
$\frac{1}{4}$	0.25
$\frac{5}{16}$	0.39
8mm	0.40
9mm	0.49
$\frac{3}{8}$	0.56
10mm	0.62
$\frac{7}{16}$	0.76
12mm	0.89
$\frac{1}{2}$	0.99
14mm	1.21
$\frac{9}{16}$	1.26
$\frac{5}{8}$	1.55
16mm	1.58
$1\frac{1}{16}$	1.88
$\frac{3}{4}$	2.24
20mm	2.47
22mm	2.98
$\frac{7}{8}$	3.04
25mm	3.85
1	3.98
$1\frac{1}{8}$	5.03
30mm	5.55

Dia (in)	Weight per metre (Kg)
$1\frac{1}{4}$	6.21
$1\frac{3}{8}$	7.47
$1\frac{1}{2}$	8.94
$1\frac{5}{8}$	10.50
$1\frac{3}{4}$	12.18
$1\frac{7}{8}$	13.98
2	15.90
$2\frac{1}{8}$	17.96
$2\frac{1}{4}$	20.13
$2\frac{3}{8}$	22.40
$2\frac{1}{2}$	24.85
$2\frac{5}{8}$	27.39
$2\frac{3}{4}$	30.07
3	35.76
$3\frac{1}{4}$	42.00
$3\frac{1}{2}$	48.69
$3\frac{3}{4}$	55.91
4	63.62
$4\frac{1}{4}$	71.80
$4\frac{1}{2}$	80.50
$4\frac{3}{4}$	89.70
5	99.40
$5\frac{1}{4}$	110.00
$5\frac{1}{2}$	120.00
$5\frac{3}{4}$	131.00
6	143.00

Dia (in)	Weight per metre (Kg)
3	36.30
$\frac{1}{8}$	0.06
4mm	0.10
$\frac{3}{16}$	0.14
5mm	0.15
$\frac{7}{32}$	0.19
6mm	0.22
$\frac{1}{4}$	0.25
$\frac{5}{16}$	0.39
8mm	0.40
$\frac{3}{8}$	0.56
10mm	0.62
$\frac{7}{16}$	0.76
12mm	0.89
$\frac{1}{2}$	0.99
14mm	1.21
$\frac{9}{16}$	1.26
$\frac{5}{8}$	1.55
16mm	1.58
$\frac{11}{16}$	1.88
$\frac{3}{4}$	2.24
20mm	2.47
22mm	2.98
$\frac{7}{8}$	3.04
25mm	3.85
1	3.98
$1\frac{1}{8}$	5.03

Dia (in)	Weight per metre (Kg)
30mm	5.55
$1\frac{1}{4}$	6.21
$1\frac{3}{8}$	7.47
$1\frac{1}{2}$	8.94
$1\frac{5}{8}$	10.50
$1\frac{3}{4}$	12.18
$1\frac{7}{8}$	13.98
2	15.90
$2\frac{1}{8}$	17.96
$2\frac{1}{4}$	20.13
$2\frac{3}{8}$	22.40
$2\frac{1}{2}$	24.85
$2\frac{5}{8}$	27.39
$2\frac{3}{4}$	30.07
3	35.76
$3\frac{1}{4}$	42.00
$3\frac{1}{2}$	48.69
$3\frac{3}{4}$	55.91
4	63.62
$4\frac{1}{4}$	71.80
$4\frac{1}{2}$	80.50
$4\frac{3}{4}$	89.70
5	99.40
$5\frac{1}{4}$	110.00
$5\frac{1}{2}$	120.00
$5\frac{3}{4}$	131.00
6	143.00

Round Bar

I.454I (32IS3I)

BRIGHT DRAWN H9
(ONLY UP TO 25MM)

1" - 3"

SMOOTH TURNED H9/H10

$3\frac{1}{4}$ " - 6"

PEELED K12/K16

Dia (in)	Weight per metre (Kg)
1	3.98
30mm	5.55
$1\frac{1}{4}$	6.21
35mm	7.55
$1\frac{1}{2}$	8.94
40mm	9.86
$1\frac{3}{4}$	12.18
45mm	12.48
50mm	15.41

Dia (in)	Weight per metre (Kg)
2	15.19
55mm	19.00
$2\frac{1}{4}$	20.13
60mm	22.20
$2\frac{1}{2}$	24.85
65mm	26.00
$2\frac{3}{4}$	30.08
70mm	30.21
3	35.76

Round Bar

I.4462 F5I

DUPLEX 6M LENGTHS
BRIGHT GROUND H9

Round Bar

I.4462 F51
 DUPLEX 6M LENGTHS
 PEELED K12

Dia (in)	Weight per metre (Kg)
100mm	61.65
4	63.62

Round Bar

I.4501 F55
 SUPER DUPLEX
 3M-6M LENGTHS
 PEELED K12

Dia (in)	Weight per metre (Kg)
$\frac{5}{8}$	1.55
$\frac{3}{4}$	2.24
1	3.98
$1\frac{1}{4}$	6.21
$1\frac{1}{2}$	8.94

Dia (in)	Weight per metre (Kg)
$1\frac{3}{4}$	12.18
2	15.90
$2\frac{1}{4}$	20.13
$2\frac{1}{2}$	24.85
3	35.76

Round Bar

XM-19
 PEELED K12

Dia (mm)	Weight per metre (Kg)
35mm	7.55
45mm	12.48

Dia (mm)	Weight per metre (Kg)
50.8mm	15.90
70mm	30.22

Round Bar

I.4542 I7-4
 AISI 630 CONDITION A
 I.4542 I7-4
 AISI 630 HI 150D

Dia (in)	Weight per metre (Kg)
$\frac{3}{8}$	0.56
$\frac{1}{2}$	0.99
$\frac{5}{8}$	1.55
$\frac{3}{4}$	2.24
$\frac{7}{8}$	3.04
1	3.98
$1\frac{1}{8}$	5.03
$1\frac{1}{4}$	6.21
$1\frac{3}{8}$	7.47
$1\frac{1}{2}$	8.94
$1\frac{5}{8}$	10.50
$1\frac{3}{4}$	12.18
45mm	12.48
$1\frac{7}{8}$	13.98
2	15.90
$2\frac{1}{8}$	17.96
$2\frac{1}{4}$	20.13
$2\frac{3}{8}$	22.40
$2\frac{1}{2}$	24.85
$2\frac{5}{8}$	27.39
$2\frac{3}{4}$	30.07
3	35.76
$3\frac{1}{4}$	42.00
$3\frac{1}{2}$	48.69

Dia (in)	Weight per metre (Kg)
$3\frac{3}{4}$	55.91
4	63.62
$4\frac{1}{4}$	71.80
$4\frac{1}{2}$	80.50
$4\frac{3}{4}$	89.70
5	99.40
$5\frac{1}{4}$	110.00
$5\frac{1}{2}$	120.00
$5\frac{3}{4}$	133.00
6	143.00
$6\frac{1}{4}$	155.00
$6\frac{1}{2}$	168.00
$6\frac{3}{4}$	181.00
7	195.00
$7\frac{1}{2}$	224.00
8	255.00
$8\frac{1}{2}$	287.00
9	322.00
$9\frac{1}{2}$	359.00
10	397.00
$10\frac{1}{2}$	438.00
11	481.00
$11\frac{1}{2}$	526.00
12	572.00

Diameter (in)	Weight per metre (Kg)
¾	2.00
1	4.28
1¼	6.68
1½	9.62
1¾	13.10
2	17.11
2¼	21.65

Diameter (in)	Weight per metre (Kg)
2½	36.73
2¾	32.34
3	38.49
3¼	45.17
3½	52.39
4	68.43

Nickel Alloy Round Bar

ALLOY 400 NAI3 2.4360

UNS N04400

ALLOY 500 NAI8 2.4375

UNS N05500

Size (in)	Weight per metre (Kg)
0.250	0.27
7mm	0.33
0.312	0.46
8mm	0.44
0.324	0.46
0.375	0.64
10mm	0.68
11mm	0.85
0.437	0.85
0.445	0.87
0.500	1.11
13mm	1.15
0.525	1.21
14mm	1.32
0.562	1.39
0.600	1.56
0.625	1.71
17mm	1.96
0.6875	2.07
0.710	2.20
19mm	2.45
0.750	2.50
0.812	2.89
0.820	2.90
22mm	3.27
0.875	3.35
0.920	3.69

Size (in)	Weight per metre (Kg)
0.937	3.84
24mm	3.92
1.000	4.38
1.010	4.40
27mm	4.98
1.100	5.22
1.125	5.54
30mm	6.10
1.200	6.23
1.250	6.84
1.300	7.23
1.375	8.28
36mm	8.76
1.480	9.37
1.500	10.01
1.625	10.50
1.670	12.40
1.750	13.42
46mm	14.39
1.860	15.04
50mm	16.94
2.000	17.53
2.050	18.38
2.220	21.65
2.375	25.17
2.500	27.80
2.750	33.32

Hexagon

I.4305 & I.4404

(30S3I & 316S1I/S3I)

Flat Bar

I.4307 & I.4404
 (304S11/S31 & 316S11/S31)
 HOT ROLLED

Size (mm)	Weight per metre (Kg)
20 x 10	1.58
25 x 10	1.98
30 x 10	2.37
40 x 10	3.16
50 x 10	3.95
60 x 10	4.74
75 x 10	5.93
100 x 10	7.90
25 x 12	2.37
30 x 12	2.84
40 x 12	3.79
50 x 12	4.74
60 x 12	5.69
75 x 12	7.11
100 x 12	9.48
25 x 15	2.96
30 x 15	3.56
40 x 15	4.74

Size (mm)	Weight per metre (Kg)
50 x 15	5.93
60 x 15	7.11
75 x 15	8.88
100 x 15	11.90
25 x 20	3.95
30 x 20	4.74
40 x 20	6.32
50 x 20	7.90
60 x 20	9.48
75 x 20	11.90
100 x 20	15.80
30 x 25	5.93
40 x 25	7.90
50 x 25	9.88
60 x 25	11.90
75 x 25	14.80
100 x 25	19.80

Size (mm)	Weight per metre (Kg)
12 x 3	0.28
20 x 3	0.47
25 x 3	0.59
30 x 3	0.71
40 x 3	0.95
50 x 3	1.19
60 x 3	1.42
75 x 3	1.78
100 x 3	2.37
12 x 5	0.47
20 x 5	0.79
25 x 5	0.99
30 x 5	1.19
40 x 5	1.58
45 x 5	1.78
50 x 5	1.98
60 x 5	2.37
75 x 5	2.96
100 x 5	3.95
12 x 6	0.57
20 x 6	0.95
25 x 6	1.19
30 x 6	1.42
40 x 6	1.90
45 x 6	2.13

Size (mm)	Weight per metre (Kg)
12 x 12	1.14
16 x 16	2.02
20 x 20	3.16
25 x 25	4.94

Size (mm)	Weight per metre (Kg)
50 x 6	2.37
60 x 6	2.84
75 x 6	3.56
100 x 6	4.74
25 x 8	1.58
30 x 8	1.90
40 x 8	2.53
50 x 8	3.16
60 x 8	3.79
75 x 8	4.74
100 x 8	6.32
25 x 10	1.98
30 x 10	2.37
40 x 10	3.16
50 x 10	3.95
60 x 10	4.74
75 x 10	5.93
100 x 10	7.90
25 x 12	2.37
30 x 12	2.84
40 x 12	3.79
50 x 12	4.74
60 x 12	5.69
75 x 12	7.11
100 x 12	9.46

Size (mm)	Weight per metre (Kg)
30 x 30	7.11
40 x 40	12.60
50 x 50	19.80

Flat Bar

I.4301 & I.4404
(304 & 316L)
ROLLED EDGE

Square Bar

I.4301 & I.4404
(304S11/S31 & 316S11/S31)

Angle

I.430I & I.4404
(304S3I & 316S1I/S3I)

Size (mm)	Weight per metre (Kg)
20 x 20 x 3	0.88
25 x 25 x 3	1.12
25 x 25 x 5	1.78
25 x 25 x 6	2.09
30 x 30 x 3	1.35
30 x 30 x 5	2.17
30 x 30 x 6	2.56
40 x 40 x 3	1.83
40 x 40 x 5	2.96
40 x 40 x 6	3.51
50 x 50 x 3	2.30
50 x 50 x 5	3.75
50 x 50 x 6	4.46

Size (mm)	Weight per metre (Kg)
50 x 15	5.93
50 x 50 x 10	7.11
60 x 60 x 5	4.58
60 x 60 x 6	5.40
60 x 60 x 10	8.69
70 x 70 x 6	6.35
70 x 70 x 10	10.30
75 x 75 x 6	7.37
75 x 75 x 10	11.95
80 x 80 x 6	7.89
80 x 80 x 10	12.80
100 x 100 x 6	9.20
100 x 100 x 10	15.00

Sheet

I.430I (304)
2B FINISH

Size (mm)	Weight per sheet (Kg)
2000 x 1000 x 0.5	8.2
2500 x 1250 x 0.5	12.8
2000 x 1000 x 0.6	9.82
2000 x 1000 x 0.7	11.5
2500 x 1250 x 0.7	17.9
2000 x 1000 x 0.8	13.1
2500 x 1250 x 0.8	20.5
2000 x 1000 x 0.9	14.7
2500 x 1250 x 0.9	23.0
3000 x 1500 x 0.9	33.2
2000 x 1000 x 1.0	16.4
2500 x 1250 x 1.0	25.6
3000 x 1500 x 1.0	36.8
2000 x 1000 x 1.2	19.6
2500 x 1250 x 1.2	30.7
3000 x 1500 x 1.2	44.2

Size (mm)	Weight per sheet (Kg)
2000 x 1000 x 1.5	24.6
2500 x 1250 x 1.5	38.4
3000 x 1500 x 1.5	55.3
2000 x 1000 x 2.0	32.7
2500 x 1250 x 2.0	51.2
3000 x 1500 x 2.0	73.7
2000 x 1000 x 2.5	40.9
2500 x 1250 x 2.5	63.9
3000 x 1500 x 2.5	92.1
2000 x 1000 x 3.0	49.6
2500 x 1250 x 3.0	77.5
3000 x 1500 x 3.0	112.0
2500 x 1250 x 4.0	102.4
2500 x 1250 x 5.0	137.8
2500 x 1250 x 6.0	155.0

Size (mm)	Weight per sheet (Kg)
2000 x 1000 x 0.6	9.82
2000 x 1000 x 0.7	11.5
2500 x 1250 x 0.7	17.9
2000 x 1000 x 0.9	14.7
2500 x 1250 x 0.9	23.0
2500 x 1250 x 1.0	25.6
2000 x 1000 x 1.2	19.6
2500 x 1250 x 1.2	30.7
3000 x 1500 x 1.2	44.2
2000 x 1000 x 1.5	24.6
2500 x 1250 x 1.5	38.4
3000 x 1500 x 1.5	55.3

Size (mm)	Weight per sheet (Kg)
2000 x 1000 x 2.0	32.7
2500 x 1250 x 2.0	51.2
3000 x 1500 x 2.0	73.3
2000 x 1000 x 2.5	40.9
2500 x 1250 x 2.5	63.9
3000 x 1500 x 2.5	92.1
2000 x 1000 x 3.0	49.6
2500 x 1250 x 3.0	77.5
3000 x 1500 x 3.0	112.0
2500 x 1250 x 4.0	102.4
2500 x 1250 x 5.0	137.8
2500 x 1250 x 6.0	155.0

Sheet

I.4404 (316)
2B FINISH

Size (mm)	Weight per sheet (Kg)
2500 x 1250 x 1.5	37.5
2500 x 1250 x 2.0	50.0
2500 x 1250 x 3.0	75.0

5T MOQ Mill quantity stock only

Sheet

I.4541 (321)
2B FINISH

Size (mm)	Weight per sheet (Kg)
2000 x 1000 x 0.5	8.2
2500 x 1250 x 0.5	12.8
2000 x 1000 x 0.7	11.5
2500 x 1250 x 0.7	17.9
2500 x 1250 x 0.8	20.5
2000 x 1000 x 0.9	14.7
2500 x 1250 x 0.9	23.0
2000 x 1000 x 1.0	16.4

Size (mm)	Weight per sheet (Kg)
2500 x 1250 x 1.0	25.6
2000 x 1000 x 1.2	19.6
2500 x 1250 x 1.2	30.7
2000 x 1000 x 1.5	24.6
2500 x 1250 x 1.5	38.4
2000 x 1000 x 2.0	32.7
2500 x 1250 x 2.0	51.2

Sheet

I.4301 (304)
2R (BA) FINISH

Size (mm)	Weight per sheet (Kg)
2000 x 1000 x 0.5	8.2
2500 x 1250 x 0.5	12.8
2000 x 1000 x 0.7	11.5
2500 x 1250 x 0.7	17.9
2500 x 1250 x 0.8	20.5
2000 x 1000 x 0.9	14.7
2500 x 1250 x 0.9	23.0
2000 x 1000 x 1.0	16.4

Size (mm)	Weight per sheet (Kg)
2500 x 1250 x 1.0	25.6
2000 x 1000 x 1.2	19.6
2500 x 1250 x 1.2	30.7
2000 x 1000 x 1.5	24.6
2500 x 1250 x 1.5	38.4
2000 x 1000 x 2.0	32.7
2500 x 1250 x 2.0	51.2

Sheet

I.4016 (430)
2R (BA) FINISH

Polished Sheet

I.4301 & I.4404
(304 & 316)
240 SILICON
FIBER OPTIC COATING
1 & 2 SIDES

Size (mm)	Weight per sheet (Kg)
2000 x 1000 x 0.6	9.60
2000 x 1000 x 0.7	11.5
2500 x 1250 x 0.7	17.9
2000 x 1000 x 0.9	14.7
2500 x 1250 x 0.9	23.0
2000 x 1000 x 1.0	16.4
2500 x 1250 x 1.0	25.6
3000 x 1500 x 1.0	36.8
2000 x 1000 x 1.2	19.6
2500 x 1250 x 1.2	30.7
3000 x 1500 x 1.2	44.2
2000 x 1000 x 1.5	24.6
2500 x 1250 x 1.5	38.4

Size (mm)	Weight per sheet (Kg)
3000 x 1500 x 1.5	55.3
2000 x 1000 x 2.0	32.7
2500 x 1250 x 2.0	51.2
3000 x 1500 x 2.0	73.7
2000 x 1000 x 2.5	40.9
2500 x 1250 x 2.5	63.9
3000 x 1500 x 2.5	92.1
2000 x 1000 x 3.0	49.6
2500 x 1250 x 3.0	77.5
3000 x 1500 x 3.0	112.0
2500 x 1250 x 4.0	102.4
2500 x 1250 x 5.0	137.8
2500 x 1250 x 6.0	155.0

Polished Sheet

I.4016 (430)
240 SILICON
FIBER OPTIC COATING

Size (mm)	Weight per sheet (Kg)
2000 x 1000 x 0.7	11.5
2500 x 1250 x 0.7	17.9
2000 x 1000 x 0.9	14.7
2500 x 1250 x 0.9	23.0
3000 x 1000 x 0.9	32.4
2000 x 1000 x 1.0	16.4
2500 x 1250 x 1.0	25.6

Size (mm)	Weight per sheet (Kg)
2000 x 1000 x 1.2	19.6
2500 x 1250 x 1.2	30.7
2000 x 1000 x 1.5	24.6
2500 x 1250 x 1.5	38.4
2000 x 1000 x 2.0	32.8
2500 x 1250 x 2.0	51.2

Polished Sheet

I.4307 & I.4404
SUPER MIRROR POLISH
& MIRROR POLISH
FIBER OPTIC
LASER COATING
*I.4307 & I.4404
CIRCLE POLISH
FIBER OPTIC
LASER COATING

Size (mm)	Weight per sheet (Kg)
2000 x 1000 x 0.7	11.2
2500 x 1250 x 0.7*	17.5
2000 x 1000 x 0.9	14.4
2500 x 1250 x 0.9*	22.5
2500 x 1250 x 1.0	25.0
3000 x 1500 x 1.0	36.0
2000 x 1000 x 1.2	19.2
2500 x 1250 x 1.2*	30.0
2000 x 1000 x 1.5	24.0
2500 x 1250 x 1.5*	37.5
3000 x 1500 x 1.5	54.0
2000 x 1000 x 2.0	32.0
2500 x 1250 x 2.0	50.0

Size (mm)	Weight per sheet (Kg)
3000 x 1500 x 2.0	72.0
2000 x 1000 x 2.5	40.0
2500 x 1250 x 2.5	62.5
3000 x 1500 x 2.5	90.0
2000 x 1000 x 3.0	48.0
2500 x 1250 x 3.0	75.0
3000 x 1500 x 3.0	108.0
2500 x 1250 x 4.0	100.0
3000 x 1500 x 4.0	144.0
2500 x 1250 x 5.0	125.0
3000 x 1500 x 5.0	180.0
2500 x 1250 x 6.0	150.0
3000 x 1500 x 6.0	216.0

Polished Sheet options available: 240 Silicon, 240 Grit and various coating including Fiber Optic Laser for one or two sides.

Size (ins)	Weight per sheet (Kg)
96 x 48 x ½ x ½ x 16 swg	6.50
96 x 48 x 3 x ½ x 10 swg	16.00
96 x 48 x 3 x ½ x 12 swg	11.00
96 x 48 x 1 x 1 x 10 swg	13.00
96 x 48 x 1 x 1 x 12 swg	9.50
96 x 48 x 1½ x 1½ x 10 swg	9.00
96 x 48 x 2 x 2 x 10 swg	7.00
96 x 48 x 2 x 2 x 12 swg	5.00

Welded Mesh

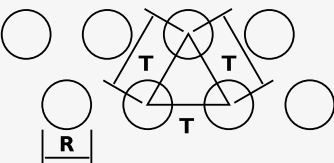
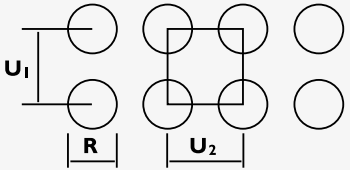
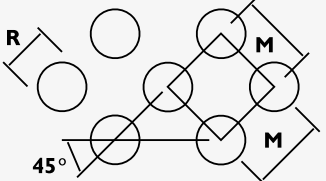
I.4301 & I.4404

Size (mm)	Pattern	Weight per sheet (Kg)
2000 x 1000 x 1.0	R3 T5	10.8
2000 x 1000 x 1.0	R6 T8	8.0
2000 x 1000 x 1.5	R10 T15	14.7
2500 x 1250 x 0.7	R3 T5	11.8
2500 x 1250 x 1.0	R3 T5	17.0
2500 x 1250 x 1.5	R3 T5	25.6

Perforated Sheet

ROUND HOLES I.4301

TECHNICAL DETAILS

ARRANGEMENT OF HOLES	HOLE SHAPE	PATTERN IDENTIFICATION
	R	R - T
Round holes, triangular pitch Calculation of open area in % $\frac{R^2 \times 90.69}{T^2}$ Number of holes per m ² $\frac{1,154,700}{T^2}$		
	R	R - U
Round holes, rectangular pitch Calculation of open area in % $\frac{R^2 \times 78.5}{U_1 \times U_2}$ Number of holes per m ² $\frac{1,000,000}{U_1 \times U_2}$		
	R	R - M
Round holes, diagonal pitch Calculation of open area in % $\frac{R^2 \times 78.5}{M}$ Number of holes per m ² $\frac{1,000,000}{M}$		

Perforated Sheet

SQUARE HOLES I.4301

Size (mm)	Pattern	Weight per sheet (Kg)
2000 x 1000 x 1.5	C10 U15	13.5

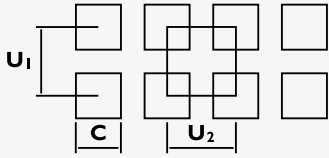
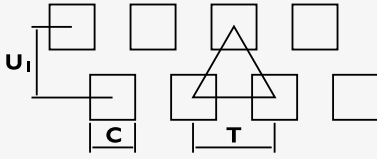
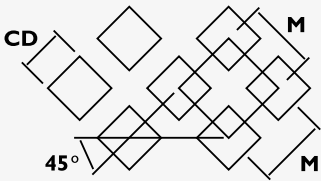
TECHNICAL DETAILS			
ARRANGEMENT OF HOLES	HOLE SHAPE	PATTERN IDENTIFICATION	
	Square holes, rectangular pitch Calculation of open area in % $\frac{C^2 \times 100}{U_1 \times U_2}$ Number of holes per m ² $\frac{1,000,000}{U_2 \times U_2}$	C	C - U
	Square holes, triangular pitch Calculation of open area in % $\frac{C^2 \times 100}{T^2}$ Number of holes per m ² $\frac{1,000,000}{T^2}$	C	C - T
	Square holes, diagonal staggered pitch Calculation of open area in % $\frac{CD^2 \times 100}{M^2}$ Number of holes per m ² $\frac{1,000,000}{M^2}$	CD	CD - M

Plate / Sheet

I.4003
ID FINISH

Size (mm)	Weight per plate (Kg)
2000 x 1000 x 2.0	33.2
2500 x 1250 x 2.0	51.8
3000 x 1500 x 2.0	74.6
2000 x 1000 x 3.0	49.7
2500 x 1250 x 3.0	77.7
3000 x 1500 x 3.0	112.0
2000 x 1000 x 4.0	66.4
2500 x 1250 x 4.0	102.0
3000 x 1500 x 4.0	147.0

Sheet

COLD ROLLED
DESCALED
ASTM A240, ASME SA 240
304L & 316L

Size (mm)	Weight per plate (Kg)
4000 x 2000 x 2.0	136.0
4000 x 2000 x 3.0	204.0
2500 x 1250 x 4.0	106.0
3000 x 1500 x 4.0	153.0
4000 x 2000 x 4.0	272.0
2500 x 1250 x 5.0	133.0

Size (mm)	Weight per plate (Kg)
3000 x 1500 x 5.0	191.0
4000 x 2000 x 5.0	340.0
2500 x 1250 x 6.0	159.0
3000 x 1500 x 6.0	230.0
4000 x 2000 x 6.0	408.0

Size (mm)	Weight per plate (Kg)
4000 x 2000 x 2.0	136.0
2000 x 1000 x 3.0	51.0
2500 x 1250 x 3.0	79.7
3000 x 1500 x 3.0	115.0
2000 x 1000 x 4.0	68.0
2500 x 1250 x 4.0	106.0
3000 x 1500 x 4.0	153.0
2000 x 1000 x 5.0	85.0
2500 x 1250 x 5.0	133.0
3000 x 1500 x 5.0	191.0
4000 x 2000 x 5.0	340.0
2000 x 1000 x 6.0	102.0
2500 x 1250 x 6.0	159.0
3000 x 1500 x 6.0	230.0

Size (mm)	Weight per plate (Kg)
3000 x 1500 x 5.0	191.0
4000 x 2000 x 6.0	408.0
2500 x 1250 x 8.0	213.0
3000 x 1500 x 8.0	306.0
4000 x 2000 x 8.0	544.0
2500 x 1250 x 10.0	266.0
3000 x 1500 x 10.0	383.0
4000 x 1500 x 10.0	510.0
4000 x 2000 x 10.0	680.0
2500 x 1250 x 12.0	319.0
3000 x 1500 x 12.0	459.0
4000 x 1500 x 12.0	612.0
4000 x 2000 x 12.0	816.0

CPP Plate

I.4301, I.4307, I.4401
& I.4404 (EN10088-2)

ID FINISH

ASTM A240, ASME

SA240: 304, 304L, 316, 316L

Thickness (mm)	Unit Weight per sq metre (Kg)
5	42.5
6	51.0
8	68.0
10	85.0
12	102.0
15	128.0
16	136.0
20	170.0
22	187.0
25	213.0
30	255.0
32	272.0

Thickness (mm)	Unit Weight per sq metre (Kg)
35	298.0
40	340.0
45	383.0
50	426.0
55	468.0
60	510.0
65	553.0
70	596.0
75	638.0
90	765.0
100	850.0
125	1063.0

Quarto Plate

I.4301, I.4307, I.4401
& I.4404 (EN10088-2)

ID FINISH

ASTM A240, ASME

SA240: 304, 304L, 316, 316L

BS1501 PT3: 304S31, 304S11

316S31, 316S11

Thickness on base (mm)	Unit Weight per plate (Kg)
3000 x 1000 x 3.0	78.0
3000 x 1250 x 4.5	143.0
3000 x 1250 x 6.0	180.0
3000 x 1250 x 8.0	210.0

Stainless Treadplate

AISI 304, ASTM A793/96

PATTERN B

Seamless Pipe

ASTM A312
304L

NPS/NB (in)	SCH 10S	SCH 40S	SCH 80S
1/4		✓	✓
3/8	✓	✓	✓
1/2	✓	✓	✓
3/4		✓	✓
1	✓	✓	✓
1 1/4		✓	✓
1 1/2	✓	✓	✓
2	✓	✓	✓
2 1/2	✓	✓	
3	✓	✓	✓
4	✓	✓	✓
6	✓	✓	✓
8		✓	✓

Seamless Pipe

ASTM A312
316L

NPS/NB (in)	SCH 10S	SCH 40S	SCH 80S	SCH 160
1/8	✓	✓		
1/4	✓	✓	✓	
3/8	✓	✓	✓	
1/2	✓	✓	✓	✓
3/4	✓	✓	✓	✓
1	✓	✓	✓	✓
1 1/4			✓	
1 1/2	✓	✓	✓	✓
2	✓	✓	✓	✓
2 1/2	✓	✓	✓	
3	✓	✓	✓	✓
3 1/2	✓	✓		
4	✓	✓	✓	
5		✓		
6	✓	✓	✓	
8	✓	✓	✓	

Stainless Steel Pipe Sizes

Pipe Size	OD	SCHEDULE 5S	SCHEDULE 10S	SCHEDULE 40S	SCHEDULE 80S
1/8	10.3	-	1.24	1.73	2.41
1/4	13.7	-	1.65	2.24	3.02
3/8	17.1	-	1.65	2.31	3.20
1/2	21.3	1.65	2.11	2.77	3.73
3/4	26.7	1.65	2.11	2.87	3.91
1	33.4	1.65	2.77	3.38	4.55
1 1/4	42.2	1.65	2.77	3.56	4.85
1 1/2	48.3	1.65	2.77	3.68	5.08
2	60.3	1.65	2.77	3.91	5.54
2 1/2	73.0	2.11	3.05	5.16	7.01
3	88.9	2.11	3.05	5.49	7.62
3 1/2	101.6	2.11	3.05	5.74	8.08
4	114.3	2.11	3.05	6.02	8.56
5	141.3	2.77	3.40	6.55	9.53
6	168.3	2.77	3.40	7.11	10.97
8	219.1	2.77	3.76	8.18	12.70
10	273.1	3.40	4.19	9.27	12.70
12	323.9	3.96	4.57	9.53	12.70
14	355.6	3.96	4.78	-	-
16	406.4	4.19	4.78	-	-
18	457	4.19	4.78	-	-
20	508	4.78	5.54	-	-
22	559	4.78	5.54	-	-
24	610	5.54	6.35	-	-
30	762	6.35	7.92	-	-

Seamless Butt Weld Fittings

ASTM A403

316L

NPS/NB (in)	EQUAL TEES		END CAPS	
	SCH 10S	SCH 40S	SCH 10S	SCH 40S
1/2	✓	✓	✓	
3/4	✓	✓	✓	
1	✓	✓	✓	✓
1 1/4			✓	✓
1 1/2	✓	✓	✓	
2	✓	✓	✓	
2 1/2			✓	✓
3	✓	✓	✓	✓
4	✓		✓	
6	✓		✓	
8				✓
12			✓	

NPS/NB (in)	90° LR ELBOWS			45° LR ELBOWS		STUB ENDS
	SCH 10S	SCH 40S	SCH 80S	SCH 10S	SCH 40S	SCH 10S
1/2	✓	✓	✓		✓	
3/4	✓	✓	✓	✓		
1	✓	✓	✓	✓		✓
1 1/4	✓	✓		✓	✓	✓
2	✓	✓	✓	✓	✓	✓
2 1/2	✓					
3	✓	✓		✓		✓
4	✓	✓		✓		✓
6	✓	✓				✓
8	✓					

NPS/NB (in)	EQUAL TEES		END CAPS	
	SCH 10S	SCH 40S	SCH 10S	SCH 40S
1/2		✓	✓	
3/4			✓	
1	✓	✓	✓	
1 1/4			✓	
1 1/2	✓		✓	
2	✓	✓		✓
2 1/2			✓	
3	✓		✓	
4	✓		✓	

Seamless Butt Weld Fittings

ASTM A403
304L

NPS/NB (in)	90° LR ELBOWS		
	SCH 10S	SCH 40S	SCH 80S
1/2	✓	✓	✓
3/4	✓		
1	✓	✓	
1 1/2	✓	✓	
2	✓	✓	
2 1/2	✓		
3	✓	✓	
4	✓	✓	
6	✓		
8	✓		

NPS/NB (in)	CON RED	
	SCH 10S	SCH 40S
3/4 x 1/2	✓	
1 1/2 x 1	✓	
2 x 1	✓	✓
2 x 1 1/4		✓
4 x 2	✓	
4 x 3	✓	
6 x 3	✓	

Seamless Butt Weld Fittings

ASTM A403
304L

Seamless Butt Weld Fittings

ASTM A403

316L

NPS/NB (in)	CON RED		
	SCH 10S	SCH 40S	SCH 80S
3/4 x 1/2	✓	✓	✓
1 x 1/2	✓	✓	✓
1 x 3/4	✓	✓	✓
1 1/4 x 1	✓	✓	
1 1/2 x 1/2	✓	✓	
1 1/2 x 3/4	✓	✓	
1 1/2 x 1	✓	✓	✓
1 1/2 x 1 1/4	✓	✓	
2 x 1/2	✓		
2 x 3/4	✓	✓	
2 x 1	✓	✓	✓
2 x 1 1/4	✓	✓	
2 x 1 1/2	✓	✓	
2 1/2 x 1 1/2			
2 1/2 x 2	✓	✓	
3 x 1	✓	✓	
3 x 1 1/4	✓		
3 x 1 1/2	✓	✓	✓
3 x 2	✓	✓	✓
3 x 2 1/2	✓	✓	
4 x 1 1/2	✓		
4 x 2	✓	✓	
4 x 2 1/2			
4 x 3	✓	✓	✓
5 x 3	✓	✓	
6 x 3	✓	✓	
6 x 4	✓	✓	
6 x 5	✓		
8 x 4	✓		
8 x 4	✓		

NPS/NB (in)	SCH 10S	SCH 40S	SCH 80S
1/2	✓	✓	✓
3/4	✓	✓	✓
1	✓	✓	✓
1 1/4	✓	✓	✓
1 1/2	✓	✓	✓
2	✓	✓	✓
2 1/2	✓	✓	✓
3	✓	✓	✓
3 1/2		✓	✓
4	✓	✓	✓
5		✓	✓
6	✓	✓	✓
8	✓	✓	✓
10	✓	✓	✓
12	✓	✓	✓
14		✓	
16		✓	
18		✓	
20		✓	
24		✓	

Welded Pipe

ASTM A312

304L

NPS/NB (in)	SCH 5S	SCH 10S	SCH 40S
1/2	✓	✓	✓
3/4	✓	✓	✓
1	✓	✓	✓
1 1/4	✓	✓	✓
1 1/2	✓	✓	✓
2	✓	✓	✓
2 1/2	✓	✓	✓
3	✓	✓	✓
4	✓	✓	✓
5		✓	✓
6	✓	✓	✓
8	✓	✓	✓
10	✓	✓	✓
12	✓	✓	✓
14		✓	
16		✓	
18		✓	
20		✓	
24		✓	

Welded Pipe

ASTM A312

316L

Welded Butt Weld Fittings

ASTM A403

304L

NPS/NB (in)	90° LR ELBOWS		45° LR ELBOWS		EQUAL TEES		STUB ENDS
	SCH 10S	SCH 40S	SCH 10S	SCH 40S	SCH 10S	SCH 40S	SCH 10S
1/2	✓	✓	✓	✓	✓	✓	✓
3/4	✓	✓	✓	✓	✓	✓	✓
1	✓	✓	✓	✓	✓	✓	✓
1 1/4	✓	✓	✓	✓	✓	✓	✓
1 1/2	✓	✓	✓	✓	✓	✓	✓
2	✓	✓	✓	✓	✓	✓	✓
2 1/2	✓	✓	✓	✓	✓	✓	✓
3	✓	✓	✓	✓	✓	✓	✓
4	✓	✓	✓	✓	✓	✓	✓
5					✓		
6	✓	✓	✓	✓	✓	✓	✓
8	✓	✓	✓		✓	✓	✓
10	✓		✓		✓	✓	✓
12	✓		✓		✓	✓	✓
14	✓		✓				
16	✓		✓				
18	✓						
20	✓						
22	✓						
24	✓						

Welded Butt Weld Fittings

ASTM A403

316L

NPS/NB (in)	90° LR ELBOWS		45° LR ELBOWS		EQUAL TEES		STUB ENDS
	SCH 10S	SCH 40S	SCH 10S	SCH 40S	SCH 10S	SCH 40S	SCH 10S
1/2	✓	✓	✓	✓	✓	✓	✓
3/4	✓	✓	✓	✓	✓	✓	✓
1	✓	✓	✓	✓	✓	✓	✓
1 1/4	✓	✓	✓	✓	✓	✓	✓
1 1/2	✓	✓	✓	✓	✓	✓	✓
2	✓	✓	✓	✓	✓	✓	✓
2 1/2	✓	✓	✓	✓	✓	✓	✓
3	✓	✓	✓	✓	✓	✓	✓
4	✓	✓	✓	✓	✓	✓	✓
5	✓	✓	✓		✓		
6	✓	✓	✓	✓	✓	✓	✓
8	✓	✓	✓	✓	✓	✓	✓
10	✓	✓	✓		✓		✓
12	✓	✓	✓			✓	✓
14	✓		✓				
16	✓		✓				
18	✓		✓				
20	✓		✓				
22	✓						
24	✓						

Welded Butt Weld Fittings

ASTM A403
304L

NPS/NB (in)	CON RED		ECC RED		RED TEES	
	SCH 10S	SCH 40S	SCH 10S	SCH 40S	SCH 10S	SCH 40S
3/4 x 1/2	✓	✓	✓	✓	✓	✓
1 x 1/2	✓	✓	✓	✓	✓	✓
1 x 3/4	✓	✓	✓	✓	✓	✓
1 1/4 x 1/2	✓	✓				
1 1/4 x 3/4	✓	✓				
1 1/4 x 1	✓	✓	✓	✓	✓	✓
1 1/2 x 1/2	✓	✓			✓	✓
1 1/2 x 3/4	✓	✓			✓	✓
1 1/2 x 1	✓	✓	✓	✓	✓	✓
1 1/2 x 1 1/4	✓	✓	✓		✓	✓
2 x 1/2	✓	✓			✓	✓
2 x 3/4	✓	✓			✓	✓
2 x 1	✓	✓	✓	✓	✓	✓
2 x 1 1/4	✓	✓	✓	✓	✓	✓
2 1/2 x 1 1/2	✓	✓	✓	✓	✓	✓
2 1/2 x 1	✓					
2 1/2 x 1 1/4	✓					
2 1/2 x 1 1/2	✓					
2 1/2 x 2	✓		✓	✓	✓	✓
3 x 1	✓	✓			✓	✓
3 x 1 1/4	✓	✓			✓	✓
3 x 1 1/2	✓	✓	✓	✓	✓	
3 x 2	✓	✓	✓	✓	✓	✓
3 x 2 1/2	✓	✓	✓	✓	✓	
4 x 1 1/2	✓			✓	✓	
4 x 2	✓	✓	✓	✓	✓	✓
4 x 2 1/2	✓		✓		✓	✓
4 x 3	✓	✓	✓	✓	✓	✓
5 x 3	✓	✓				
5 x 4	✓	✓				
6 x 3	✓	✓	✓	✓	✓	✓
6 x 4	✓	✓	✓	✓	✓	✓
6 x 5	✓	✓	✓		✓	✓
8 x 4	✓	✓				
8 x 5	✓					
8 x 6	✓	✓	✓			
10 x 6	✓	✓	✓			
10 x 8	✓	✓	✓			
12 x 6	✓	✓	✓			
12 x 8	✓	✓	✓			
12 x 10	✓	✓	✓			

NPS/NB (in)	CON RED		ECC RED		RED TEES	
	SCH 10S	SCH 40S	SCH 10S	SCH 40S	SCH 10S	SCH 40S
3/4 x 1/2	✓	✓	✓	✓	✓	✓
1 x 1/2	✓	✓	✓	✓	✓	✓
1 x 3/4	✓	✓	✓	✓	✓	✓
1 1/4 x 1/2	✓	✓				
1 1/4 x 3/4	✓	✓				
1 1/4 x 1	✓	✓	✓	✓	✓	✓
1 1/2 x 1/2	✓	✓			✓	✓
1 1/2 x 3/4	✓	✓			✓	✓
1 1/2 x 1	✓	✓	✓	✓	✓	✓
1 1/2 x 1 1/4	✓	✓	✓		✓	✓
2 x 1/2	✓	✓			✓	✓
2 x 3/4	✓	✓			✓	✓
2 x 1	✓	✓	✓	✓	✓	✓
2 x 1 1/4	✓	✓	✓	✓	✓	✓
2 1/2 x 1 1/2	✓	✓	✓	✓	✓	✓
2 1/2 x 1	✓					
2 1/2 x 1 1/4	✓					
2 1/2 x 1 1/2	✓					
2 1/2 x 2	✓	✓	✓		✓	✓
3 x 1	✓	✓			✓	✓
3 x 1 1/4	✓				✓	✓
3 x 1 1/2	✓	✓	✓	✓	✓	✓
3 x 2	✓	✓	✓	✓	✓	✓
3 x 2 1/2	✓	✓	✓		✓	
4 x 1 1/2	✓			✓	✓	
4 x 2	✓	✓	✓	✓	✓	✓
4 x 2 1/2	✓		✓		✓	✓
4 x 3	✓	✓	✓	✓	✓	✓
5 x 3	✓	✓				
5 x 4	✓	✓				
6 x 3	✓	✓	✓	✓	✓	✓
6 x 4	✓	✓	✓	✓	✓	✓
6 x 5	✓	✓	✓		✓	✓
8 x 4	✓	✓				
8 x 5	✓					
8 x 6	✓	✓	✓		✓	
10 x 6	✓	✓				
10 x 8	✓	✓				
12 x 6					✓	
12 x 8	✓	✓	✓			
12 x 10	✓	✓	✓			

Welded Butt Weld Fittings

ASTM A403

316L

Flanges

ASTM A182, ANSI B16.5

304L & 316L

EN 1092 (BS4504)

NPS/NB (in)	150lb RFWN 304L		300lb RFWN 304L		150lb RFWN 316L		300lb RFWN 316L		
	SCH 10S	SCH 40S	SCH 40S	SCH 10S	SCH 40S	SCH 80S	SCH 10S	SCH 40S	SCH 80S
½	✓	✓	✓	✓	✓	✓	✓	✓	✓
¾	✓	✓	✓	✓	✓	✓	✓	✓	✓
1	✓	✓	✓	✓	✓	✓	✓	✓	✓
1¼					✓				
1½	✓	✓	✓	✓	✓	✓	✓	✓	✓
2	✓	✓	✓	✓	✓	✓	✓	✓	✓
2½	✓	✓		✓	✓				
3	✓	✓	✓	✓	✓	✓	✓	✓	✓
4	✓	✓	✓	✓	✓		✓	✓	
6	✓	✓	✓	✓	✓		✓	✓	
8	✓	✓	✓	✓	✓				
10	✓	✓	✓	✓	✓				
12	✓	✓		✓	✓				
14				✓					
16		✓		✓					
18				✓					
20				✓					
24				✓					

Flanges

ASTM A182, ANSI B16.5

304L & 316L

EN 1092 (BS4504)

NPS/NB (in)	150lb RFSO		300lb RFSO	150lb RFB		300lb RFB
	304L	316L	316L	304L	316L	316L
½	✓	✓	✓	✓	✓	✓
¾	✓	✓	✓	✓	✓	✓
1	✓	✓	✓	✓	✓	✓
1¼	✓	✓	✓	✓	✓	
1½	✓	✓	✓	✓	✓	✓
2	✓	✓	✓	✓	✓	✓
2½	✓	✓		✓	✓	
3	✓	✓	✓	✓	✓	✓
4	✓	✓	✓	✓	✓	✓
5	✓	✓		✓	✓	
6	✓	✓	✓	✓	✓	✓
8	✓	✓	✓	✓	✓	✓
10	✓	✓	✓	✓	✓	✓
12	✓	✓	✓	✓	✓	✓
14	✓	✓		✓	✓	
16	✓	✓		✓	✓	
18	✓	✓		✓	✓	
20	✓	✓		✓	✓	
24	✓	✓		✓	✓	

BSP Fittings 316L

BSP 150lb FITTINGS	(in)	1/8	1/4	3/8	1/2	3/4	1	1 1/4	1 1/2	2	2 1/2
Equal Socket (coupling)			✓	✓	✓	✓	✓	✓	✓	✓	
90° Elbows (female)			✓	✓	✓	✓	✓	✓	✓	✓	
Half Socket			✓	✓	✓	✓	✓				
Hexagon Union			✓	✓	✓	✓	✓	✓	✓	✓	
Square Head Plug		✓	✓	✓	✓	✓	✓	✓	✓	✓	
Barrel Nipples		✓	✓	✓	✓	✓	✓	✓	✓	✓	✓
Hexagon Head Plug		✓	✓	✓	✓	✓	✓	✓	✓	✓	
Hexagon Nipples			✓	✓	✓	✓	✓	✓	✓	✓	
Round Blank Cap			✓	✓	✓	✓	✓	✓	✓	✓	
Weld Nipples			✓	✓	✓	✓	✓	✓	✓	✓	✓
Hexagon Back Nut					✓						
Equal Tee			✓	✓	✓	✓	✓	✓	✓	✓	
Ball Valve			✓	✓	✓	✓	✓		✓	✓	

BSP 150lb FITTINGS	(in)	Hexagon Reducing Bush	Hexagon Reducing Nipples	Reducing Socket
1/4 - 1/8		✓		
3/8 - 1/8		✓		
3/8 - 1/4		✓	✓	✓
1/2 - 1/4		✓	✓	
1/2 - 3/8		✓		
3/4 - 1/4		✓		✓
3/4 - 3/8		✓	✓	✓
3/4 - 1/2		✓	✓	✓
1 - 1/4		✓		
1 - 1/2		✓	✓	✓
1 - 3/4		✓		✓
1 1/4 - 1				✓
1 1/2 - 1		✓		
1 1/2 - 1 1/4		✓		
1 1/2 - 1/2		✓	✓	✓
2 - 1 1/2				✓

O/D (mm)	Wall (mm)
6	1.0
8	1.0
10	1.0
10	2.0
12	1.0
15	1.0
15	1.5
15	2.0
18	1.5
25	1.5
50	2.0

O/D (in)	Wall (swg)
$\frac{1}{8}$	25
$\frac{3}{16}$	22
$\frac{1}{4}$	20
$\frac{1}{4}$	18
$\frac{1}{4}$	16
$\frac{5}{16}$	20
$\frac{3}{8}$	20
$\frac{3}{8}$	18
$\frac{3}{8}$	16
$\frac{1}{2}$	18
$\frac{1}{2}$	16

O/D (in)	Wall (swg)
$\frac{5}{8}$	20
$\frac{5}{8}$	18
$\frac{5}{8}$	16
$\frac{3}{4}$	20
$\frac{3}{4}$	18
$\frac{3}{4}$	16
$\frac{7}{8}$	18
1	18
1 $\frac{1}{4}$	18
2	16

Seamless Tube

ASTM A269

304L

O/D (mm)	Wall (mm)
6	0.5
6	1.0
6	1.5
8	1.0
8	1.5
10	1.0
10	1.5
10	2.0
12	1.0
12	1.5
12	2.0

O/D (mm)	Wall (mm)
14	1.5
14	2.0
15	1.0
15	1.5
15	2.0
16	1.5
16	2.0
18	1.5
20	1.5
20	2.0
22	1.5

O/D (mm)	Wall (mm)
25	1.5
25	2.0
25	2.5
25	3.0
30	1.5
30	2.0
30	3.0
38	3.0
38	4.0

Seamless Tube

ASTM A269

316L

Seamless Tube

ASTM A269
316L

O/D (in)	Wall (swg)	Wall (in)
1/8	24	
1/8	22	
1/8	20	
3/16	24	
3/16	22	
3/16	20	
3/16	18	
1/4	22	
1/4	20	
1/4	18	
1/4	16	
5/16	22	
5/16	20	
5/16	18	
5/16	16	
3/8	22	
3/8	20	
3/8	16	
3/8	14	
3/8		1/8
7/16	20	
1/2	22	
1/2	20	
1/2	18	
1/2	16	
1/2	14	

O/D (in)	Wall (swg)	Wall (in)
1/2		1/8
5/8	20	
5/8	18	
5/8	16	
5/8	14	
5/8		1/8
3/4	20	
3/4	18	
3/4	16	
3/4	14	
3/4	12	
3/4		1/8
3/4		3/16
7/8	18	
7/8	16	
7/8	14	
7/8		1/8
1	20	
1	18	
1	16	
1	14	
1	12	
1	10	
1		3/16
1		1/4
1 1/8	16	

O/D (in)	Wall (swg)	Wall (in)
1 1/4	18	
1 1/4	16	
1 1/4	14	
1 1/4		1/8
1 3/8	16	
1 1/2	16	
1 1/2	14	
1 1/2		1/4
1 1/2		1/8
1 3/4	16	
1 3/4		1/8
2	16	
2	14	
2		1/8
2		1/4
2 1/4	16	
2 1/4	10	
2 1/4		1/4
2 1/2	16	
2 1/2		1/8
2 1/2		1/4
3	16	
3	14	
3	10	
3		1/4
4		1/4

O/D (in)	Wall (mm)	Weight per metre (Kg)
1/2	1.2	0.35
1/2	1.5	0.42
5/8	1.2	0.44
5/8	1.5	0.54
3/4	1.2	0.53
3/4	1.5	0.66
7/8	1.2	0.63
7/8	1.5	0.77
7/8	2	1.00
1	1.2	0.73
1	1.5	0.90
1	2	1.17
1	3	1.68
1 1/8	1.5	1.00
30mm	2	1.40
1 1/4	1.2	0.92
1 1/4	1.5	1.14
1 3/8	1.2	1.02
32mm	2	1.50
1 1/2	1.2	1.11
1 1/2	1.5	1.38
1 1/2	2	1.81
1 1/2	3	2.64
1 3/4	1.5	1.62
50mm	2.5	2.99
50mm	3	3.55
2	1.2	1.49
2	1.5	1.85
2	2	2.44
2	3	3.59
2 1/2	1.5	2.33
3	1.5	2.80
3	2	3.71
3	3	5.49
4	1.5	3.76
4	3	7.41

Welded Ornamental Tube

MIRROR POLISHED

600 GRIT

304L / 304

316L / 316

Welded Tube

SATIN POLISHED

320 GRIT

304L / 304

316L / 316

O/D (in)	Wall (mm)	Weight per metre (Kg)
½	1.2	0.36
½	1.5	0.42
16mm	1.5	0.55
20mm	1.5	0.70
22mm	1.5	0.77
¾	1.5	0.66
7/8	1.5	0.77
1	1.5	0.90
30mm	2	1.40
1¼	1.5	1.14
1½	1.2	1.05
1½	1.5	1.38
1½	3	2.63
35mm	1.5	1.26
40mm	1.5	1.45
50mm	1.5	1.82
2	1.5	1.85
2	2	2.44
2	3	3.59

Welded Tube

DESCALED

MILL FINISH

O/D (mm)	Wall (mm)	Weight per metre (Kg)
22mm	1.5	0.77
50mm	3	5.53

O/D (in)	Wall (swg)	Weight per metre (Kg)
¾	16	0.70
1	16	0.99
1½	16	1.51
2	16	1.88
2½	16	2.49
3	16	3.01
4	16	4.03
4	14	4.98

O/D (in)	Wall (mm)	Weight per metre (Kg)
1	1.5	0.90
1½	1.5	1.38
2	1.5	1.85
2½	1.5	2.34
3	1.5	2.81

RJT & DIN Hexagon Nuts
RJT & DIN Weld Liners
RJT & DIN Weld Males
RJT & DIN Joint Rings
RJT & DIN Weld Unions
RJT & DIN Blank Caps
RJT Hose Liners
RJT Blank Nut & Chain
IDF Hex Nuts
IDF Weld Liners
IDF Weld Males
IDF Joint Rings
IDF Weld Unions

ISO 90° Bends Polished
ISO 45° Bends Polished
ISO 90° Bends Descaled
ISO 45° Bends Descaled
<i>Bends are available in long and short type</i>
Equal Tee Polished
Equal Tee Descaled
Pulled Tee Polished
Pulled Tee Descaled
Pulled Red. Tee Polished
Pulled Red. Tee Descaled
Hinged Pipe Clips

Hygienic Tube

WELDED, ANNEALED
POLISHED
BA & DESCALED
304L & 316L

Hygienic Tube

WELDED, POLISHED
& DESCALED
304L & 316L
(NOT ANNEALED)

Hygienic Fittings

304L & 316L

Square Tube

WELDED
DULL POLISHED
304

Dimensions (mm)	Wall (mm)	Weight per metre (kg)
12.7 x 12.7	1.20	0.44
12.7 x 12.7	1.50	0.55
15 x 15	1.20	0.53
15 x 15	1.50	0.65
20 x 20	1.20	0.71
20 x 20	1.50	0.88
20 x 20	2.00	1.19
25 x 25	1.20	0.92
25 x 25	1.50	1.14
25 x 25	2.00	1.49
25 x 25	3.00	2.20
30 x 30	1.20	1.10
30 x 30	1.50	1.37
30 x 30	2.00	1.84
30 x 30	3.00	2.72

Dimensions (mm)	Wall (mm)	Weight per metre (kg)
40 x 40	1.20	1.49
40 x 40	1.50	1.85
40 x 40	2.00	2.45
40 x 40	3.00	3.75
50 x 50	1.50	2.32
50 x 50	2.00	3.08
50 x 50	3.00	4.65
60 x 60	2.00	3.71
60 x 60	3.00	5.49
70 x 70	3.00	6.53
80 x 80	2.00	4.98
80 x 80	3.00	7.53
100 x 100	2.00	6.40
100 x 100	3.00	9.53

Handrail Section

WELDED, UNANNEALED
DULL POLISHED
+ FITTINGS (see Page 75)
304 & 316

O/D (in)	Wall (mm)	Weight per metre (kg)
42.40 x	2.5	2.49
48.30 x	2.5	2.86
60.30 x	2.5	3.61

O/D (in)	Wall (mm)	Weight per metre (kg)
1½	3.00	2.62
2	3.00	3.57
3	3.00	5.47
4	3.00	7.38

Square Tube

WELDED
UNPOLISHED
304

Dimensions (mm)	Wall (mm)	Weight per metre (kg)
12.7 x 12.7	1.20	0.44
12.7 x 12.7	1.50	0.55
40 x 40	4.00	4.80
50 x 50	4.00	5.96
50 x 50	5.00	7.41
60 x 60	4.00	7.22
60 x 60	5.00	8.90
80 x 80	4.00	9.82
80 x 80	5.00	12.39
100 x 100	4.00	12.40
100 x 100	5.00	15.38
100 x 100	6.00	17.50
100 x 100	8.00	21.60

Dimensions (mm)	Wall (mm)	Weight per metre (kg)
120 x 120	5.00	18.66
120 x 120	6.00	21.20
150 x 150	4.00	18.60
150 x 150	5.00	23.00
150 x 150	6.00	31.20
150 x 150	8.00	34.30
150 x 150	10.00	41.65
200 x 200	5.00	30.80
200 x 200	6.00	36.90
200 x 200	8.00	47.25
200 x 200	10.00	57.60
250 x 250	8.00	59.90
250 x 250	10.00	73.50

Dimensions (mm)	Wall (mm)	Weight per metre (kg)
80 x 40	4.00	7.22
80 x 40	5.00	8.90
100 x 50	4.00	9.09
100 x 50	5.00	11.30
120 x 60	3.00	8.39
120 x 60	4.00	11.10
120 x 60	5.00	13.75
120 x 80	3.00	9.54
120 x 80	4.00	12.40
120 x 80	5.00	15.38
150 x 50	3.00	9.53
150 x 50	5.00	15.38
150 x 80	3.00	10.70
150 x 100	3.00	11.70

Dimensions (mm)	Wall (mm)	Weight per metre (kg)
150 x 100	4.00	15.40
150 x 100	5.00	18.80
150 x 100	6.00	22.60
150 x 100	8.00	27.90
200 x 100	4.00	18.60
200 x 100	5.00	22.60
200 x 100	6.00	27.40
200 x 100	8.00	34.30
200 x 100	10.00	41.65
200 x 150	6.00	36.90
200 x 150	8.00	41.34
300 x 100	8.00	47.25
250 x 150	6.00	36.90
250 x 150	8.00	47.25

Dimensions (mm)	Wall (mm)	Weight per metre (kg)
20 x 10	1.50	0.44
30 x 10	1.20	0.71
30 x 10	1.50	0.90
30 x 15	1.50	0.76
30 x 20	1.50	1.14
40 x 15	1.50	1.25
40 x 20	1.20	1.10
40 x 20	1.50	1.37
40 x 20	2.00	1.84
50 x 25	1.20	1.41
50 x 25	1.50	1.75
50 x 25	2.00	2.31
50 x 25	3.00	3.75
50 x 30	1.50	1.85
50 x 30	3.00	3.61
60 x 20	1.50	1.85
60 x 20	2.00	2.45
60 x 30	2.00	2.80
60 x 30	3.00	4.13
60 x 40	1.50	2.32

Dimensions (mm)	Wall (mm)	Weight per metre (kg)
60 x 40	2.00	3.08
60 x 40	3.00	4.65
80 x 40	1.50	2.80
80 x 40	2.00	3.71
80 x 40	3.00	5.49
80 x 40	4.00	7.22
80 x 40	5.00	8.94
80 x 60	3.00	6.53
100 x 40	1.50	3.29
100 x 40	3.00	6.53
100 x 50	2.00	4.68
100 x 50	3.00	6.95
100 x 50	4.00	9.09
100 x 50	5.00	11.30
100 x 60	3.00	7.53
120 x 60	3.00	8.12
120 x 80	3.00	9.53
150 x 100	3.00	11.70
150 x 100	5.00	18.80

Rectangular Tube

WELDED

UNPOLISHED

304

Rectangular Tube

WELDED

DULL POLISHED

304



Righton Blackburns are proud to be the sole UK distributor of Steel Color® - Italy's leading stainless steel specialists in both the INCO and PVD colour process. With advanced technology and unique design and polishing techniques, Righton Blackburns can provide its customers with stainless steel patterns, finishes and custom creations.

Enabling stainless steel to be offered in a vast range, Steel Color® sheets feature brilliant colours including silver, satinising finishes, embossed patterns and etched textures combining to create a product with options limited only by imagination.

EXCEPTIONAL PERFORMANCE

Not only has Steel Color®, electro-coloured stainless steel, outstanding aesthetic quality, but it also maintains the essential characteristics of the stainless steel material, being equally resistant to corrosion and with the ability to be worked by many processes.

A performance material with different grades formulated for different applications, stainless steel is well known to guarantee permanence, provide hygienic qualities and have outstanding durability, while satisfying all mechanical and thermal requirements.

Steel Color® delivers decoration as well as utility and with a colouring process that does not involve pigments it can be used for external applications without being susceptible to UV degradation.

APPLICATIONS

Steel Color® has a variety of applications and is ideal for use in the construction industry, in particular façades, the global lift industry and architectural interior applications for urban design.

OTHER PRODUCTS

Although stainless steel is the main focus of our product range, brass, bronze, copper and aluminium can also be crafted with equal care and precision on a made-to-order basis.

For further information on the full range of colours and sizes available
please contact your local service centre

Handrail System, Fixtures & Fittings

PRO-RAILING - Stainless steel modular system

Righton Blackburns has recently extended its stock of stainless steel architectural products to include the Pro-Railing range of stainless steel fixtures and fittings, including the complete range of handrail fittings.

Righton Blackburns Pro-Railing is a stylish, durable and cost effective stainless steel handrailing component system designed with ease of installation in mind.

The comprehensive range of components allows you to specify and install without the need for fabrication and maximises on-site flexibility for those changes that inevitably arise.

The system enables the most stylish of handrailing and balustrades to be constructed quickly and simply by the contractor. All you have to do is cut, glue or screw to create professional results every time.

Specifiers can be assured that component design and range flexibility means installation by a competent installer is a straight forward process.

We offer a range of infill solutions using glass with glass clamps, wire rope, round and decorative bars. We can also manufacture infill panels incorporating perforated metal, wire mesh and wire rope netting.

The extensive Pro-Railing range is available in 304 and 316 to suit internal and external applications, you can be sure Pro-Railing quality and product care will ensure stunning results.

Full details and installation instructions are available from your local service centre





**RIGHTON
BLACKBURNS**
METALS AND PLASTICS

Copper Alloys

Copper Alloys

Product Guide

BRASS ROUND BAR	78	LEADED GUNMETAL ROUND BAR	88
BRASS HEXAGON	80	PHOSPHOR BRONZE ROUND BAR	88
BRASS ANGLE, SQUARE, TUBE	81	C ROUND BAR	89
BRASS FLAT BAR	82	COPPER NICKEL ROUND BAR (DEFSTAN)	89
BRASS SHEET	83	NES HIGH STRENGTH COPPER NICKEL ROUND BAR (DEFSTAN)	89
COPPER ROUND BAR	84	COPPER NICKEL TUBE (DEFSTAN)	90
COPPER FLAT BAR	85	COPPER NICKEL TUBE (DEFSTAN)	91
COPPER SHEET	86	COPPER NICKEL TUBE (COMMERCIAL)	92
COPPER TUBE	86	NES TUBE	92
ALUMINIUM BRONZE ROUND BAR	87	COPPER NICKEL FITTINGS	93
ALUMINIUM BRONZE HEXAGON	87		

Brass Round Bar CW614N/CZ121M

FREE MACHINING BRASS

3M LENGTHS

EN 12164

Diameter (inches unless specified)	Weight per metre (Kg)
3mm	0.06
$\frac{1}{8}$	0.07
$\frac{3}{16}$	0.15
$\frac{5}{32}$	0.10
4mm	0.11
5mm	0.17
$\frac{7}{32}$	0.21
6mm	0.24
$\frac{1}{4}$	0.27
7mm	0.33
$\frac{9}{32}$	0.34
$\frac{5}{16}$	0.42
8mm	0.43
$\frac{11}{32}$	0.51
9mm	0.54
$\frac{3}{8}$	0.61
10mm	0.67
$\frac{13}{32}$	0.17
$\frac{15}{32}$	0.95
$\frac{7}{16}$	0.82
12mm	0.96
$\frac{1}{2}$	1.08
13mm	1.13
$\frac{17}{32}$	1.22
$\frac{9}{16}$	1.36
14mm	1.31
15mm	1.50
$\frac{5}{8}$	1.63
16mm	1.71
$\frac{21}{32}$	1.86
17mm	1.92
$\frac{11}{16}$	2.04
18mm	2.16
$\frac{23}{32}$	2.23
$\frac{3}{4}$	2.42
20mm	2.67
$\frac{13}{16}$	2.84
22mm	3.23
$\frac{7}{8}$	3.30
$\frac{15}{16}$	3.79
$\frac{29}{32}$	3.53
24mm	3.84

Diameter (inches unless specified)	Weight per metre (Kg)
25mm	4.17
1	4.31
$1\frac{1}{16}$	4.86
26mm	4.51
28mm	5.23
$1\frac{1}{8}$	5.45
30mm	6.01
$1\frac{3}{16}$	6.07
$1\frac{1}{4}$	6.73
$1\frac{5}{16}$	7.42
$1\frac{3}{8}$	8.14
35mm	8.18
36mm	8.65
$1\frac{7}{16}$	8.90
$1\frac{1}{2}$	9.69
40mm	10.70
$1\frac{5}{8}$	11.40
$1\frac{3}{4}$	13.20
$1\frac{7}{8}$	15.10
50mm	16.70
2	17.20
$2\frac{1}{8}$	19.40
$2\frac{1}{4}$	21.80
60mm	24.00
$2\frac{3}{8}$	24.30
$2\frac{1}{2}$	26.90
65mm	28.21
$2\frac{5}{8}$	29.70
$2\frac{3}{4}$	32.60
3	38.80
$3\frac{1}{4}$	45.50
$3\frac{1}{2}$	52.80
4	68.90
$4\frac{1}{4}$	77.80
$4\frac{1}{2}$	87.20
130mm	108.00
140mm	129.00
155mm	155.00
180mm	210.00
205mm	281.00
230mm	353.00
255mm	434.00

Diameter (inches unless specified)	Weight per metre (Kg)
$\frac{3}{16}$	0.15
5mm	0.17
$\frac{1}{4}$	0.27
$\frac{5}{16}$	0.42
$\frac{3}{8}$	0.61
10mm	0.66

Diameter (in)	Weight per metre (Kg)
$\frac{7}{16}$	0.82
$\frac{1}{2}$	1.08
$\frac{5}{8}$	1.68
$\frac{3}{4}$	2.42
$\frac{7}{8}$	3.30
1	4.31

Diameter (in)	Weight per metre (Kg)
$\frac{3}{16}$	0.15
$\frac{1}{4}$	0.27
$\frac{5}{16}$	0.42
$\frac{3}{8}$	0.61
$\frac{7}{16}$	0.82
$\frac{1}{2}$	1.08
$\frac{9}{16}$	1.32
$\frac{5}{8}$	1.68
$1\frac{1}{16}$	1.97
$\frac{3}{4}$	2.42
$1\frac{3}{16}$	2.75
$\frac{7}{8}$	3.30

Diameter (in)	Weight per metre (Kg)
1	4.31
$1\frac{1}{8}$	5.45
$1\frac{1}{4}$	6.73
$1\frac{3}{8}$	8.14
$1\frac{1}{2}$	9.69
$1\frac{3}{4}$	13.20
2	17.20
$2\frac{1}{4}$	21.80
$2\frac{1}{2}$	26.90
$2\frac{3}{4}$	32.60
3	38.80
4	68.90

Diameter (in)	Weight per metre (Kg)
$\frac{3}{16}$	0.15
$\frac{1}{4}$	0.27
$\frac{5}{16}$	0.42
$\frac{3}{8}$	0.61
$\frac{1}{2}$	1.08
$\frac{9}{16}$	1.36
$\frac{5}{8}$	1.67
$\frac{3}{4}$	2.42
$\frac{7}{8}$	3.28
1	4.31

Diameter (in)	Weight per metre (Kg)
$1\frac{1}{4}$	6.73
$1\frac{1}{2}$	9.69
$1\frac{5}{8}$	11.30
$1\frac{3}{4}$	13.11
2	17.20
$2\frac{1}{4}$	21.70
$2\frac{1}{2}$	26.90
3	38.80
4	68.90

* Bars over 3 inches in diameter may vary in length

Brass Round Bar CW606N/CZ131

RIVETING QUALITY BRASS
3M LENGTHS
EN 12164

Brass Round Bar CW721R & 722R/CZ114M

HIGH TENSILE BRASS /
MANGANESE BRONZE
3M LENGTHS
EN 12163

Brass Round Bar CW712R/CZ112

NAVAL BRASS
3M LENGTHS *
EN 12163

Brass Hexagon CW614N/CZ121M

FREE MACHINING BRASS

3M LENGTHS

EN 12164

Size AF (inches unless specified)	Weight per metre (Kg)
0.248	0.29
5mm	0.18
$\frac{1}{4}$	0.30
6mm	0.27
7mm	0.36
$\frac{5}{16}$	0.46
8mm	0.47
0.324	0.50
$\frac{3}{8}$	0.67
10mm	0.74
11mm	0.89
0.445	0.94
$\frac{7}{16}$	0.91
12mm	1.06
$\frac{1}{2}$	1.19
13mm	1.24
0.525	1.31
14mm	1.44
$\frac{9}{16}$	1.50
15mm	1.65
0.60	1.71
$\frac{5}{8}$	1.86
16mm	1.88
17mm	2.13
$\frac{11}{16}$	2.24
18mm	2.37
0.71	2.39
19mm	2.66
$\frac{3}{4}$	2.67
$\frac{13}{16}$	3.14
20mm	2.95
0.820	3.19
22mm	3.56

Size AF (inches unless specified)	Weight per metre (Kg)
$\frac{7}{8}$	3.69
0.920	4.02
$\frac{15}{16}$	4.17
24mm	4.24
25mm	4.58
1	4.75
1.010	4.84
$1\frac{1}{16}$	5.36
1.100	5.76
$1\frac{1}{8}$	6.01
30mm	6.63
1.200	6.84
$1\frac{1}{4}$	7.42
32mm	7.54
1.300	8.03
$1\frac{5}{16}$	8.29
$1\frac{3}{8}$	8.98
36mm	9.54
1.480	10.40
$1\frac{1}{2}$	10.70
$1\frac{5}{8}$	12.50
41mm	12.40
1.670	13.20
$1\frac{3}{4}$	14.50
1.860	16.40
46mm	15.60
50mm	18.40
2.050	19.90
2.200	23.00
$2\frac{1}{2}$	29.70
65mm	31.10
$2\frac{3}{4}$	35.90
3	42.70

Size (in)	Weight per metre (Kg)
$\frac{1}{2} \times \frac{1}{2} \times \frac{1}{8}$	0.30
$\frac{3}{4} \times \frac{3}{4} \times \frac{1}{8}$	0.94
$1 \times 1 \times \frac{1}{8}$	1.29
$1\frac{1}{4} \times 1\frac{1}{4} \times \frac{1}{8}$	1.63
$1\frac{1}{2} \times 1\frac{1}{2} \times \frac{1}{8}$	1.97
$1\frac{1}{2} \times 1\frac{1}{2} \times \frac{3}{16}$	2.89

Size (in)	Weight per metre (Kg)
$1\frac{1}{2} \times 1\frac{1}{2} \times \frac{1}{4}$	3.77
$2 \times 2 \times \frac{1}{8}$	2.66
$2 \times 2 \times \frac{3}{16}$	3.99
$2 \times 2 \times \frac{1}{4}$	5.14
$2\frac{1}{2} \times 2\frac{1}{2} \times \frac{1}{4}$	6.43
$3 \times 3 \times 1\frac{1}{4}$	7.71

Brass Angle CW624N/CZI30

12 FT LENGTHS
EN 12167

Size (in)	Weight per metre (Kg)
$\frac{1}{8}$	0.09
$\frac{3}{16}$	0.19
$\frac{1}{4}$	0.34
$\frac{5}{16}$	0.54
$\frac{3}{8}$	0.77
$\frac{7}{16}$	1.05
$\frac{1}{2}$	1.37
$\frac{5}{8}$	2.14
$\frac{3}{4}$	3.08
$\frac{7}{8}$	4.20

Size (in)	Weight per metre (Kg)
1	5.48
$1\frac{1}{4}$	8.57
$1\frac{1}{2}$	12.30
$1\frac{3}{4}$	16.80
2	21.90
$2\frac{1}{4}$	27.80
$2\frac{1}{2}$	34.00
$2\frac{3}{4}$	41.50
3	49.40

Brass Square CW614N/CZI21M

FREE MACHINING BRASS
3M LENGTHS
EN 12164

Size (in)	Weight per metre (Kg)
$\frac{3}{8}$ O/D x 20 swg	0.21
$\frac{3}{8}$ O/D x 18 swg	0.27
$\frac{1}{2}$ O/D x 20 swg	0.29
$\frac{1}{2}$ O/D x 18 swg	0.37
$\frac{1}{2}$ O/D x 16 swg	0.48
$\frac{5}{8}$ O/D x 20 swg	0.37
$\frac{5}{8}$ O/D x 16 swg	0.62
$\frac{3}{4}$ O/D x 16 swg	0.75
$\frac{3}{4}$ O/D x 20 swg	0.44
$\frac{3}{4}$ O/D x 18 swg	0.58
$\frac{7}{8}$ O/D x 20 swg	0.52
1 O/D x 20 swg	0.59
1 O/D x 18 swg	0.78
1 O/D x 16 swg	1.03

Size (in)	Weight per metre (Kg)
1 O/D x 10 swg	1.91
$1\frac{1}{4}$ O/D x 16 swg	1.30
$1\frac{1}{2}$ O/D x 20 swg	0.90
$1\frac{1}{2}$ O/D x 18 swg	1.19
$1\frac{1}{2}$ O/D x 16 swg	1.57
$1\frac{1}{2}$ O/D x 10 swg	3.03
$1\frac{3}{4}$ O/D x 16 swg	1.85
2 O/D x 20 swg	1.22
2 O/D x 18 swg	1.60
2 O/D x 16 swg	2.12
2 O/D x 10 swg	4.13
$2\frac{1}{2}$ O/D x 16 swg	2.67
3 O/D x 16 swg	3.22

Brass Tube CW508L/CZI08

HALF HARD
5M LENGTHS
EN 12449

Brass Flat Bar CW614N/CZ121

FREE MACHINING BRASS
12 FT LENGTHS
EN 12167

Size (in)	Weight per metre (Kg)
$\frac{3}{8} \times \frac{1}{8}$	0.26
$\frac{3}{8} \times \frac{3}{16}$	0.38
$\frac{3}{8} \times \frac{1}{4}$	0.52
$\frac{1}{2} \times \frac{1}{8}$	0.34
$\frac{1}{2} \times \frac{3}{16}$	0.50
$\frac{1}{2} \times \frac{1}{4}$	0.69
$\frac{1}{2} \times \frac{5}{16}$	0.83
$\frac{1}{2} \times \frac{3}{8}$	1.03
$\frac{5}{8} \times \frac{1}{8}$	0.43
$\frac{5}{8} \times \frac{1}{4}$	0.86
$\frac{5}{8} \times \frac{3}{8}$	1.29
$\frac{5}{8} \times \frac{1}{2}$	1.71
$\frac{3}{4} \times \frac{1}{8}$	0.51
$\frac{3}{4} \times \frac{3}{16}$	0.77
$\frac{3}{4} \times \frac{1}{4}$	1.03
$\frac{3}{4} \times \frac{5}{16}$	1.28
$\frac{3}{4} \times \frac{3}{8}$	1.54
$\frac{3}{4} \times \frac{1}{2}$	2.06
$\frac{3}{4} \times \frac{5}{8}$	2.55
$1 \times \frac{1}{8}$	0.69
$1 \times \frac{3}{16}$	1.03
$1 \times \frac{1}{4}$	1.37
$1 \times \frac{5}{16}$	1.72
$1 \times \frac{3}{8}$	2.06
$1 \times \frac{1}{2}$	2.74
$1 \times \frac{5}{8}$	3.45
$1 \times \frac{3}{4}$	4.11
$1\frac{1}{4} \times \frac{1}{8}$	0.85
$1\frac{1}{4} \times \frac{1}{4}$	1.71
$1\frac{1}{4} \times \frac{3}{8}$	2.57
$1\frac{1}{4} \times \frac{1}{2}$	3.43
$1\frac{1}{4} \times \frac{3}{4}$	5.14
$1\frac{1}{4} \times 1$	6.85
$1\frac{1}{2} \times \frac{1}{8}$	1.03
$1\frac{1}{2} \times \frac{3}{16}$	1.54
$1\frac{1}{2} \times \frac{1}{4}$	2.06
$1\frac{1}{2} \times \frac{3}{8}$	3.08
$1\frac{1}{2} \times \frac{1}{2}$	4.11

Size (in)	Weight per metre (Kg)
$1\frac{1}{2} \times \frac{5}{8}$	5.15
$1\frac{1}{2} \times \frac{3}{4}$	6.11
$1\frac{1}{2} \times 1$	8.23
$1\frac{3}{4} \times \frac{1}{2}$	4.75
$2 \times \frac{1}{8}$	1.37
$2 \times \frac{3}{16}$	2.06
$2 \times \frac{1}{4}$	2.74
$2 \times \frac{3}{8}$	4.11
$2 \times \frac{1}{2}$	5.48
$2 \times \frac{5}{8}$	6.79
$2 \times \frac{3}{4}$	8.17
2×1	11.00
$2 \times 1\frac{1}{4}$	13.75
$2 \times 1\frac{1}{2}$	16.30
$2\frac{1}{2} \times \frac{1}{4}$	3.43
$2\frac{1}{2} \times \frac{3}{8}$	5.08
$2\frac{1}{2} \times \frac{1}{2}$	6.86
$2\frac{1}{2} \times \frac{3}{4}$	10.02
$2\frac{1}{2} \times 1$	13.60
$2\frac{1}{2} \times 1\frac{1}{4}$	17.03
$2\frac{1}{2} \times 1\frac{1}{2}$	20.30
$2\frac{1}{2} \times 1\frac{3}{4}$	23.73
$3 \times \frac{1}{8}$	2.06
$3 \times \frac{1}{4}$	4.11
$3 \times \frac{3}{8}$	6.17
$3 \times \frac{1}{2}$	8.23
3×1	16.50
$3 \times 1\frac{1}{2}$	24.70
3×2	32.90
$4 \times \frac{1}{8}$	2.74
$4 \times \frac{1}{4}$	5.48
$4 \times \frac{3}{8}$	8.17
$4 \times \frac{1}{2}$	11.00
$4 \times \frac{3}{4}$	16.30
4×1	21.90
$4 \times 1\frac{1}{2}$	32.70
4×2	43.90

Size	Weight per sheet (Kg)
2m x 1m x 0.45mm	8.00
4' x 2' x 26 swg	2.90
2m x 1m x 0.55mm *	9.30
4' x 2' x 0.55mm	3.45
2m x 1m x 0.7mm *	11.80
4' x 2' x 0.7mm	4.40
8' x 1m x 0.9mm	19.00
2m x 1m x 0.9mm *	15.20
4' x 2' x 0.9mm	5.65
2.5m x 1.25m x 1.2mm	31.72
8' x 1mm x 1.2mm *	25.00
2m x 1m x 1.2mm *	20.30
4' x 2' x 18 swg	7.54
2.5m x 1.25m x 1.5mm	39.53
4' x 2' x 16 swg	10.00

Size	Weight per sheet (Kg)
8' x 1m x 1.5mm *	31.00
2m x 1m x 1.5mm *	25.30
2.5m x 1.25m x 2mm	52.81
2m x 1m x 2mm *	33.80
4' x 2' x 2mm	12.60
2m x 1m x 2.5mm *	42.25
4' x 2' x 12 swg	16.70
2m x 1m x 3mm *	50.70
2.5m x 1.25m x 3mm	79.21
4' x 2' x 3mm	19.18
4' x 2' x 10 swg	20.40
2m x 1m x 4mm	67.60
2m x 1m x 5mm	86.00
2m x 1m x 3/16"	80.00
2m x 1m x 1/4"	107.00

* Also stocked Bright Polished and Plastic Coated one side

Size	Weight per sheet (Kg)
2m x 1m x 0.45mm	8.00
2m x 1m x 0.55mm	9.30
4' x 2' x 24 swg	3.45
2m x 1m x 0.7mm	11.80
2m x 1m x 0.9mm	15.20

Size	Weight per sheet (Kg)
4' x 2' x 20 swg	5.65
2m x 1m x 1.2mm	20.30
4' x 2' x 18 swg	7.54
2m x 1m x 1.6mm	27.00
2m x 1m x 2mm	33.83

Brass Sheet CW508L-H095/ CZ108-H/H

EN 1652

Brass Sheet CW505L/CZ106

70/30 SOFT

SPINNING QUALITY

EN 1652

Copper Round Bar CW004A/C101

HARD DRAWN
HIGH CONDUCTIVITY
4M - 4.2M LENGTHS
EN 13601

Diameter (inches unless specified)	Weight per metre (Kg)
¼	0.28
⅕	0.44
⅜	0.63
10mm	0.70
12mm	1.01
½	1.13
⅝	1.76
16mm	1.79
20mm	2.80
¾	2.54
⅞	3.45
25mm	4.39
1	4.51
1⅝	5.71
30mm	6.32

Diameter (inches unless specified)	Weight per metre (Kg)
1¼	7.05
1⅜	8.53
1½	10.00
40mm	11.20
1⅝	11.90
1¾	13.80
45mm	14.10
50mm	17.40
2	18.00
2¼	22.80
2½	28.20
2¾	34.10
3	40.60
3¼	45.30
4	72.20

Copper Round Bar CW114C/C111

HARD
3M - 3.2M LENGTHS
EN 12614

Diameter (in)	Weight per metre (Kg)
½	1.13
¾	2.54
1	4.51

Copper Flat Bar CW004A/C101

HARD DRAWN

HIGH CONDUCTIVITY

RADIUS EDGE

4M - 4.2M LENGTHS

EN 13601

Size (inches unless specified)	Weight per metre (Kg)
1/2 x 1/8	0.36
1/2 x 3/16	0.54
1/2 x 1/4	0.72
5/8 x 1/8	0.45
3/4 x 1/8	0.54
3/4 x 3/16	0.81
3/4 x 1/4	1.08
20mm x 5mm	0.89
20mm x 6mm	1.07
20mm x 10mm	1.78
25mm x 3mm	0.67
25mm x 5mm	1.11
25mm x 6mm	1.34
25mm x 10mm	2.22
1 x 1/8	0.72
1 x 3/16	1.08
1 x 1/4	1.44
1 x 1/2	2.87
30mm x 3mm	0.80
30mm x 5mm	1.34
30mm x 6mm	1.61
30mm x 10mm	2.67
1 1/4 x 1/8	0.90
1 1/4 x 3/16	1.35
1 1/4 x 1/4	1.79
1 1/2 x 1/8	1.08
1 1/2 x 1/4	2.15
1 1/2 x 3/8	3.23
1 1/2 x 1/2	4.31
40mm x 5mm	1.78
40mm x 6mm	2.14
40mm x 8mm	2.85
40mm x 10mm	3.56
50mm x 3mm	1.34
50mm x 5mm	2.23

Size (inches unless specified)	Weight per metre (Kg)
50mm x 6mm	2.67
50mm x 8mm	3.57
50mm x 10mm	4.45
2 x 1/8	1.44
2 x 3/16	2.15
2 x 1/4	2.87
2 x 3/8	4.31
2 x 1/2	5.74
2 x 3/4	8.61
60mm x 6mm	3.20
60mm x 10mm	5.34
2 1/2 x 1/4	5.59
2 1/2 x 3/8	5.38
2 1/2 x 1/2	7.18
3 x 1/4	4.31
3 x 3/8	6.46
3 x 1/2	8.61
80mm x 10mm	7.12
80mm x 12mm	8.54
100mm x 6mm	5.34
100mm x 10mm	8.90
100mm x 12mm	10.60
4 x 1/4	5.74
4 x 3/8	8.61
4 x 1/2	11.50
120mm x 6mm	6.42
120mm x 10mm	10.70
5 x 1/4	7.18
5 x 1/2	14.30
150mm x 6mm	8.02
150mm x 10mm	13.40
6 x 1/4	8.61
6 x 1/2	17.20
160mm x 10mm	14.20
200mm x 10mm	17.80

Copper Sheet CW024A/CI06

HALF HARD
EN 1652

Size	Weight per sheet (Kg)
2m x 1m x 0.55mm	9.79
4' x 2' x 24 swg	3.64
2m x 1m x 0.7mm	12.50
4' x 2' x 22 swg	4.63
2m x 1m x 0.9mm	16.00
4' x 2' x 20 swg	5.95
2.5 x 1.25m x 1.2mm	33.30
2m x 1m x 1.2mm	21.40
4' x 2' x 18 swg	7.94
2.5m x 1.25m x 1.5mm	41.70
2m x 1m x 1.5mm	26.72
4' x 2' x 16 swg	10.60
2.5m x 1.25m x 2mm	55.60
2m x 1m x 2mm	35.60

Size	Weight per sheet (Kg)
4' x 2' x 14 swg	13.20
2m x 1m x 2.5mm	44.50
4' x 2' x 12 swg	17.46
2.5m x 1.25m x 3mm	83.40
2m x 1m x 3mm	53.40
4' x 2' x 10 swg	21.50
2m x 1m x 4mm	74.00
4' x 2' x $\frac{3}{16}$	31.50
2m x 1m x 5mm	89.00
2m x 1m x 6mm	106.00
2.5m x 1.25m x 6mm	174.00
2.5m x 1.25m x 8mm	235.00
2.5m x 1.25m x 10mm	289.00

Copper Sheet CW004A/CI01

HALF HARD
EN 1652

Size	Weight per sheet (Kg)
2m x 1m x 0.9mm	16.00
4' x 2' x 20 swg	5.94
2m x 1m x 1.2mm	21.40
2m x 1m x 1.5mm	26.70
1200 x 600 x 1.6mm	10.20

Size	Weight per sheet (Kg)
2m x 1m x 2mm	35.60
1200 x 600 x 2mm	12.80
2m x 1m x 3mm	53.40
4' x 2' x 10 swg	21.50
2m x 1m x 4mm	74.00

Copper Tube CW024A/CI06

HALF HARD
6M LENGTHS
EN 12449

Size (in)	Weight per metre (Kg)
$\frac{1}{4}$ O/D x 20 swg	0.14
$\frac{1}{4}$ O/D x 18 swg	0.17
$\frac{3}{8}$ O/D x 20 swg	0.22
$\frac{3}{8}$ O/D x 18 swg	0.29
$\frac{1}{2}$ O/D x 20 swg	0.30
$\frac{1}{2}$ O/D x 18 swg	0.39
$\frac{1}{2}$ O/D x 16 swg	0.50
$\frac{5}{8}$ O/D x 20 swg	0.38
$\frac{3}{4}$ O/D x 20 swg	0.46
$\frac{3}{4}$ O/D x 18 swg	0.61
$\frac{3}{4}$ O/D x 16 swg	0.79

Size (in)	Weight per metre (Kg)
$\frac{7}{8}$ O/D x 20 swg	0.54
$\frac{7}{8}$ O/D x 16 swg	0.94
$\frac{7}{8}$ O/D x 18 swg	0.72
1 O/D x 20 swg	0.63
1 O/D x 18 swg	0.83
1 O/D x 16 swg	1.08
1 $\frac{1}{4}$ O/D x 16 swg	1.37
1 $\frac{1}{2}$ O/D x 16 swg	1.66
2 O/D x 16 swg	2.24
2 $\frac{1}{2}$ O/D x 16 swg	2.81

Aluminium Bronze Round Bar

DEFSTAN 02-833
(NES 833)
CAI04 / BSB23
CW307G

Diameter (in)	Weight per metre (Kg)
3/8	0.56
1/2	0.97
5/8	1.52
3/4	2.19
7/8	2.97
1	3.88
1 1/8	4.89
1 1/4	6.10
1 3/8	7.32
1 1/2	8.73
1 5/8	10.24
1 3/4	11.88
1 7/8	13.65
2	15.52
2 1/8	17.52
2 1/4	19.66
2 3/8	21.95

Diameter (in)	Weight per metre (Kg)
2 1/2	24.28
2 5/8	26.48
2 3/4	29.36
3	34.95
3 1/4	41.01
3 1/2	47.57
3 3/4	54.62
4	62.15
4 1/4	70.20
4 1/2	78.68
120mm	85.80
4 3/4	87.64
5	97.12
130mm	100.70
5 1/4	107.10
5 1/2	117.53

Diameter (in)	Weight per metre (Kg)
13mm	1.11
17mm	1.90
19mm	2.37
22mm	3.18
27mm	4.79
30mm	5.91
36mm	8.52
46mm	12.63
0.92	3.61
0.937	3.72
1.01	4.40
1.1	5.15

Diameter (in)	Weight per metre (Kg)
1.125	5.38
1.2	6.23
1.3	7.28
1.3125	7.30
1.48	9.19
1.625	11.22
1.67	11.81
1.86	14.76
2.05	17.84
2.2	21.30
2.22	21.46

Aluminium Bronze Hexagon

DEFSTAN 02-833
(NES 833)

Leaded Gunmetal Round Bar

C93200 (SAE 660)

Diameter (in)	Weight per metre (Kg)
1/2	0.11
5/8	1.97
3/4	2.83
7/8	3.67
1	4.92
1 1/4	7.54
1 1/2	10.77
1 5/8	12.69
1 3/4	14.58
2	18.92
2 1/4	23.23
2 1/2	29.32
2 3/4	34.74

Diameter (in)	Weight per metre (Kg)
3	42.42
3 1/4	48.23
3 1/2	57.23
3 3/4	48.23
4	75.75
4 1/2	95.95
5	118.20
5 1/2	142.60
6	169.10
6 1/2	169.10
7	229.50
7 1/2	256.57
8	292.00

Phosphor Bronze Round Bar

CW451K (PBI02)

Diameter (in)	Weight per metre (Kg)
5/32	0.11
3/16	0.15
1/4	0.27
5/16	0.43
3/8	0.62
7/16	0.84
1/2	1.09
5/8	1.69
3/4	2.43
7/8	3.30
1	4.33
1 1/8	5.48
1 1/4	6.77
1 3/8	8.19
1 1/2	9.74

Diameter (in)	Weight per metre (Kg)
1 5/8	11.41
1 3/4	13.23
2	17.47
2 1/8	19.59
2 1/4	21.92
2 1/2	27.07
2 3/4	32.83
3	38.99
3 1/4	45.75
3 1/2	53.03
3 3/4	61.92
4	70.45
4 1/4	79.53
4 1/2	89.16

Diameter (in)	Weight per metre (Kg)
1½	8.73
2	15.52
2¼	19.66
2½	24.28
2¾	29.36
3	34.95
3¼	41.01

Diameter (in)	Weight per metre (Kg)
3½	47.57
3¾	54.62
4	62.15
4¼	70.20
4½	78.78
5	97.12
5¼	107.10

C63000 / AMS4640 Round Bar

ASTM B150

Diameter (mm)	Weight per metre (Kg)
25	4.35
30	6.28
35	8.60
40	11.14
45	14.10
50	17.50
55	21.12
60	25.20
65	29.52
70	34.41
75	39.50
80	44.82
85	50.74

Diameter (mm)	Weight per metre (Kg)
90	56.80
95	62.85
105	76.75
110	84.23
120	100.25
130	117.65
140	136.26
160	178.21
170	201.20
180	225.55
200	278.46
230	368.26

70/30 Copper Nickel Round Bar

DEFSTAN 02-780 / 879

Diameter (in)	Weight per metre (Kg)
1¼	7.18
1½	10.2
1⅞	17.0
2	18.2
2¼	22.1
2½	28.8
65mm	29.5
2¾	34.5
3"	41.0

Diameter (in)	Weight per metre (Kg)
80mm	44.8
90mm	56.8
95mm	62.85
4	69.7
4¼	79.0
4½	88.2
135mm	127.0
6	157.0
6½	190.0

NES 835 High Strength Copper Nickel Round Bar

DEFSTAN 02-835

70/30 Copper Nickel Round Tube

DEFSTAN 02-780

Description	Weight per metre (Kg)
6mm O/D x 1mm Wall	0.15
8mm O/D x 1.5mm Wall	0.29
12mm O/D x 0.8mm Wall	0.27
12mm O/D x 3mm Wall	0.80
12mm O/D x 2.5mm Wall	0.71
16mm O/D x 3mm Wall	1.17
16mm O/D x 1.5mm Wall	0.50
20mm O/D x 1mm Wall	0.57
20mm O/D x 3.5mm Wall	1.73
25mm O/D x 1.5mm Wall	1.06
30mm O/D x 1.5mm Wall	1.28
30mm O/D x 2mm Wall	1.68
30mm O/D x 4mm Wall	3.11
30mm O/D x 5mm Wall	3.74
38mm O/D x 1.5mm Wall	1.64
38mm O/D x 2.5mm Wall	2.60
38mm O/D x 5mm Wall	4.94
38mm O/D x 6.5mm Wall	6.13
44.5mm O/D x 1.5mm Wall	1.94
44.5mm O/D x 4mm Wall	4.85
50mm O/D x 6.5mm Wall	8.46
50mm O/D x 8.5mm Wall	9.92
57mm O/D x 1.5mm Wall	2.50
57mm O/D x 9.5mm Wall	13.54
76mm O/D x 10.5mm Wall	19.34
76.1mm O/D x 2mm Wall	4.45
76.1mm O/D x 6mm Wall	12.58
88.9mm O/D x 2.5mm Wall	6.48
108mm O/D x 2.5mm Wall	7.91
108mm O/D x 7.5mm Wall	22.55

Description	Weight per metre (Kg)
6mm O/D x 0.8mm Wall	0.11
6mm O/D x 1mm Wall	0.14
8mm O/D x 0.7mm Wall	0.14
8mm O/D x 0.8mm Wall	0.16
8mm O/D x 1mm Wall	0.20
12mm O/D x 0.8mm Wall	0.25
12mm O/D x 1mm Wall	0.31
16mm O/D x 1mm Wall	0.42
16mm O/D x 1.5mm Wall	0.63
20mm O/D x 1mm Wall	0.53
20mm O/D x 2mm Wall	1.01
25mm O/D x 1.5mm Wall	0.99
25mm O/D x 2mm Wall	1.29
30mm O/D x 1.5mm Wall	1.20
30mm O/D x 2mm Wall	1.57
38mm O/D x 1.5mm Wall	1.53
38mm O/D x 2mm Wall	2.01
44.5mm O/D x 1.5mm Wall	1.80
44.5mm O/D x 2mm Wall	2.38
57mm O/D x 1.5mm Wall	2.33
57mm O/D x 1mm Wall	3.07
76.1mm O/D x 2mm Wall	4.14
76.1mm O/D x 2.5mm Wall	5.14
88.9mm O/D x 2.5mm Wall	6.04
88.9mm O/D x 3mm Wall	7.21
108mm O/D x 2.5mm Wall	7.37
108mm O/D x 3mm Wall	8.80
133mm O/D x 2.5mm Wall	9.21
133mm O/D x 3mm Wall	10.90
159mm O/D x 2.5mm Wall	10.93
159mm O/D x 3mm Wall	13.08

90/10 Copper Nickel Round Tube

DEFSTAN 02-779

70/30 Copper Nickel Round Tube

DEFSTAN 02-780

Description	Weight per metre (Kg)
6mm O/D x 1mm Wall	0.15
8mm O/D x 1.5mm Wall	0.29
12mm O/D x 0.8mm Wall	0.27
12mm O/D x 3mm Wall	0.80
12mm O/D x 2.5mm Wall	0.71
16mm O/D x 3mm Wall	1.17
16mm O/D x 1.5mm Wall	0.50
20mm O/D x 1mm Wall	0.57
20mm O/D x 3.5mm Wall	1.73
25mm O/D x 1.5mm Wall	1.06
30mm O/D x 1.5mm Wall	1.28
30mm O/D x 2mm Wall	1.68
30mm O/D x 4mm Wall	3.11
30mm O/D x 5mm Wall	3.74
38mm O/D x 1.5mm Wall	1.64
38mm O/D x 2.5mm Wall	2.60
38mm O/D x 5mm Wall	4.94
38mm O/D x 6.5mm Wall	6.13
44.5mm O/D x 1.5mm Wall	1.94
44.5mm O/D x 4mm Wall	4.85
50mm O/D x 6.5mm Wall	8.46
50mm O/D x 8.5mm Wall	9.92
57mm O/D x 1.5mm Wall	2.50
57mm O/D x 9.5mm Wall	13.54
76mm O/D x 10.5mm Wall	19.34
76.1mm O/D x 2mm Wall	4.45
76.1mm O/D x 6mm Wall	12.58
88.9mm O/D x 2.5mm Wall	6.48
108mm O/D x 2.5mm Wall	7.91
108mm O/D x 7.5mm Wall	22.55

90/10 Copper Nickel Round Tube

DEFSTAN 02-779

Description	Weight per metre (Kg)
6mm O/D x 0.8mm Wall	0.11
6mm O/D x 1mm Wall	0.14
8mm O/D x 0.7mm Wall	0.14
8mm O/D x 0.8mm Wall	0.16
8mm O/D x 1mm Wall	0.20
12mm O/D x 0.8mm Wall	0.25
12mm O/D x 1mm Wall	0.31
16mm O/D x 1mm Wall	0.42
16mm O/D x 1.5mm Wall	0.63
20mm O/D x 1mm Wall	0.53
20mm O/D x 2mm Wall	1.01
25mm O/D x 1.5mm Wall	0.99
25mm O/D x 2mm Wall	1.29
30mm O/D x 1.5mm Wall	1.20
30mm O/D x 2mm Wall	1.57
38mm O/D x 1.5mm Wall	1.53
38mm O/D x 2mm Wall	2.01
44.5mm O/D x 1.5mm Wall	1.80
44.5mm O/D x 2mm Wall	2.38
57mm O/D x 1.5mm Wall	2.33
57mm O/D x 1mm Wall	3.07
76.1mm O/D x 2mm Wall	4.14
76.1mm O/D x 2.5mm Wall	5.14
88.9mm O/D x 2.5mm Wall	6.04
88.9mm O/D x 3mm Wall	7.21
108mm O/D x 2.5mm Wall	7.37
108mm O/D x 3mm Wall	8.80
133mm O/D x 2.5mm Wall	9.21
133mm O/D x 3mm Wall	10.90
159mm O/D x 2.5mm Wall	10.93
159mm O/D x 3mm Wall	13.08

Commercial 90/10 Copper Nickel Round Tube

5.5M LENGTHS

Description	Weight per metre (Kg)
16mm O/D x 1mm Wall	0.42
20mm O/D x 1mm Wall	0.53
25mm O/D x 1.5mm Wall	0.99
30mm O/D x 1.5mm Wall	1.19
38mm O/D x 1.5mm Wall	1.53
44.5mm O/D x 1.5mm Wall	1.80
57mm O/D x 1.5mm Wall	2.33
76mm O/D x 2mm Wall	4.14
76mm O/D x 2.5mm Wall	5.14
89mm O/D x 2mm Wall	4.86
89mm O/D x 2.5mm Wall	6.04
108mm O/D x 2.5mm Wall	7.37
133mm O/D x 2.5mm Wall	9.21
159mm O/D x 2.5mm Wall	10.93
219mm O/D x 3mm Wall	18.12

NES 837 Copper Tube

DEFSTAN 02-878

Description	Weight per metre (Kg)
22mm O/D x 2mm WALL COPPER H/H	0.698
42mm O/D x 1.5mm WALL COPPER H/H	1.720
54mm O/D x 2mm WALL COPPER H/H	2.950

Description
25 x 1.5mm / 20 x 1.5mm CRED 90/10
44.5 x 1.5mm / 38 x 1.5mm CRED 90/10
57 x 1.5mm / 44.5 x 1.5mm CRED 90/10
76 x 2mm / 44.5 x 1.5mm CRED 90/10
76 x 2mm / 57 x 1.5mm CRED 90/10
89 x 2.5mm / 57 x 2mm CRED 90/10
108 x 2.5mm / 89 x 2mm CRED 90/10
108 x 2.5mm / 89 x 2.5mm CRED 90/10
133 x 2.5mm / 108 x 2.5mm CRED 90/10
159 x 2.5mm / 108 x 2.5mm CRED 90/10
159 x 2.5mm / 133 x 2.5mm CRED 90/10
219 x 3mm / 159 x 2.5mm CRED 90/10

90/10 Copper Nickel Fittings

CONCENTRIC
REDUCERS

Description
20 x 1.5mm TYPE S INNER
20 x 1.5mm TYPE S INNER
20 x 1.5mm TYPE S INNER
20 x 1.5mm TYPE S INNER
20 x 1.5mm TYPE S INNER
20 x 1.5mm TYPE S INNER
20 x 1.5mm TYPE S INNER
20 x 1.5mm TYPE S INNER
20 x 1.5mm TYPE S INNER
20 x 1.5mm TYPE S INNER
20 x 1.5mm TYPE S INNER
20 x 1.5mm TYPE S INNER
20 x 1.5mm TYPE S INNER

90/10 Copper Nickel Fittings

TYPE S INNER FLANGE
(WELD NECK /
END STUBS)

90/10 Copper Nickel Fittings

GALVANISED STEEL
OUTER FLANGES

Description
20mm O/D GALV OUTER
25mm O/D GALV OUTER
30mm O/D GALV OUTER
38mm O/D GALV OUTER
44.5mm O/D GALV OUTER
57mm O/D GALV OUTER
76mm O/D GALV OUTER
89mm O/D GALV OUTER
108mm O/D GALV OUTER
133mm O/D GALV OUTER
159mm O/D GALV OUTER
219mm O/D GALV OUTER
367mm O/D GALV OUTER

90/10 Copper Nickel Fittings

90 DEGREE
LONG RADIUS ELBOWS

Description
25 x 1.5mm 90° LR ELBOWS
30 x 1.5mm 90° LR ELBOWS
38 x 1.5mm 90° LR ELBOWS
38 x 2mm 90° LR ELBOWS
44.5 x 1.5mm 90° LR ELBOWS
44.5 x 2mm 90° LR ELBOWS
57 x 1.5mm 90° LR ELBOWS
57 x 2mm 90° LR ELBOWS
57 x 2.5mm 90° LR ELBOWS
76 x 2mm 90° LR ELBOWS
89 x 2.5mm 90° LR ELBOWS
108 x 2.5mm 90° LR ELBOWS
133 x 2.5mm 90° LR ELBOWS
159 x 2.5mm 90° LR ELBOWS
219 x 3mm 90° LR ELBOWS
267 x 3mm 90° LR ELBOWS

Description

30 x 1.5mm 45° LR ELBOWS
 38 x 1.5mm 45° LR ELBOWS
 44.5 x 1.5mm 45° LR ELBOWS
 57 x 1.5mm 45° LR ELBOWS
 57 x 2.5mm 45° LR ELBOWS
 76 x 2mm 45° LR ELBOWS
 89 x 2mm 45° LR ELBOWS
 89 x 2.5mm 45° LR ELBOWS
 108 x 2.5mm 45° LR ELBOWS
 133 x 2.5mm 45° LR ELBOWS
 159 x 2.5mm 45° LR ELBOWS
 219 x 3mm 45° LR ELBOWS

90/10 Copper Nickel Fittings

45 DEGREE
LONG RADIUS ELBOWS

Description

44.5mm O/D x 1.5mm TEE PCE
 57mm O/D x 1.5mm TEE PCE
 76mm O/D x 2mm TEE PCE
 89mm O/D x 2.5mm TEE PCE
 108mm O/D x 2.5mm TEE PCE
 133mm O/D x 2.5mm TEE PCE
 159mm O/D x 2.5mm TEE PCE
 219mm O/D x 3mm TEE PCE



90/10 Copper Nickel Fittings

TEE PIECES



Specialist Markets

Righton Blackburns fulfils the diverse and exacting requirements of multiple industries, providing commercial, high-integrity, and fully bespoke materials engineered to precise specifications. Our expertise encompasses a broad spectrum of applications, supported by many years of close collaboration with suppliers and customers across markets including:



For more information on our full product range, contact your local Service Centre to request brochures tailored to the specialist markets we serve, or download them directly from our website.

Your trusted supply partner

for quality metals and specialist plastics

Copyright 2019: All Rights reserved: Righton Blackburns Limited. No part of this publication may be reproduced, sorted in a retrieval system or transmitted in any form or by any means, electronic, mechanical, recording or otherwise without the prior written consent of the proprietor.

Disclaimer

The information contained herein is based on our present knowledge and experience and is given in good faith. However, no liability will be accepted by the Company in respect of any action taken by any third party in reliance thereon.

As the products detailed herein may be used for a wide variety of purposes and as the Company has no control over their use, the Company specifically excludes all conditions or warranties expressed or implied by statute or otherwise as to dimensions, properties and/or their fitness for any particular purpose. Any advice given by the Company to any third party is given for that party's assistance only and without any liability on the part of the Company.

Any contract between the Company and a customer will be subject to the Company's Conditions of Sale. The extent of the Company's liabilities to any customer is clearly set out in those Conditions; a copy of which is available on request.

Weights

All weights shown in this publication are for guidance only. They are calculated using nominal dimensions and scientifically recognised densities. Please note that in practice, the actual weight can vary significantly from the theoretical weight due to variations in manufacturing tolerances and compositions.

Service Centres

With nine Service Centres nationwide, we operate a reliable and efficient delivery network supported by comprehensive in-house processing capabilities.

Alongside next-day delivery from locally held stock, we also supply non-standard and customer-specific materials to meet specialised requirements.

Bedford

+44 (0)1234 684 100
bedford@rblimited.co.uk

Birmingham

+44 (0)1384 282 630
birmingham@rblimited.co.uk

Bristol

+44 (0)117 948 2600
bristol@rblimited.co.uk

Cardiff Sales Centre

+44 (0)1656 683 900
cardiff@rblimited.co.uk

Gateshead Sales Centre

+44 (0)191 338 7000
gateshead@rblimited.co.uk

Glasgow

+44 (0)141 646 3730
glasgow@rblimited.co.uk

Leeds

+44 (0)113 386 3280
leeds@rblimited.co.uk

Manchester

+44 (0)1942 758 800
manchester@rblimited.co.uk

Norwich

+44 (0)1603 243 900
norwich@rblimited.co.uk

Portsmouth

+44 (0)2392 623 070
portsmouth@rblimited.co.uk

Plymouth

+44 (0)1752 844 931
plymouth@rblimited.co.uk

Tonbridge Sales Centre

+44 (0)1732 582 700
tonbridge@rblimited.co.uk



AS 9100 REV D
AS 9120 REV B

